


# PRODUCT CATALOG



Inspiration




Precision



Revolution



Evolution



Integration






## TABLE OF CONTENT

Coaxial Circulator .....	01
Coaxial Isolator .....	11
Drop-in Circulator .....	23
Drop-in Isolator .....	33
Surface Mount Circulator .....	43
Surface Mount Isolator .....	45
Waveguide Circulator .....	47
Waveguide Isolator .....	53
Iso-Adatper .....	59
Microstrip Circulator .....	62
Microstrip Isolator .....	63
Ceramic Filter .....	64
Elliptical Waveguide .....	89
Flex-Twist Rectangular Waveguide .....	90
Seamless Flexible Rectangular Waveguide .....	91
Directional Coupler .....	93
Power Divider .....	94
Power Combiner .....	95
Hybrid .....	98
Waveguide Coaxial Adapter .....	98
Solid State Power Amplifier .....	99

# COAXIAL CIRCULATOR

- Broad Selection of Frequency and Bandwidth (0.3GHz-18GHz, from 3% to Full Bandwidth)
- Military, Space and Commercial Applications
- High Power Handling
- High Typical Isolation Above 25dB Per Junction
- Low Typical Insertion Loss Below 0.3dB
- Low IMD Design
- SMA-M/F, N-M/F, Removable SMA Connectors
- Wide Operation Temperature Range
- Custom Design Available Upon Request (see select-a-frequency section)



## COAXIAL CIRCULATOR BY APPLICATION

FREQUENCY(GHz)		MODEL	ISOLATION	INS LOSS	VSWR	OPERATING	PWR	CONNECTOR	CONNECTOR	SIZE L*W*H	PACKAGE
F1	F2	NUMBER	(dB)MIN	(dB)MAX	MAX	TEMP(°C)	AVG(W)	DEFAULT	OPTION	(mm)	CODE
<b>VHF APPLICATION</b>											
0.132	0.144	JCC0132T0144N15	18	0.60	1.30	0-60	150	N-f	N-m/ SMA-f(m)	70*70*22	CC24
0.144	0.148	JCC0144T0148N15	18	0.60	1.30	0-60	150	N-f	N-m/ SMA-f(m)	70*70*22	CC24
0.148	0.156	JCC0148T0156N15	18	0.60	1.30	0-60	150	N-f	N-m/ SMA-f(m)	70*70*22	CC24
0.156	0.174	JCC0156T0174N15	18	0.60	1.30	0-60	150	N-f	N-m/ SMA-f(m)	70*70*22	CC24
<b>UHF / TETRA APPLICATION</b>											
0.300	0.420	JCC0300T0420N20	18	0.50	1.30	-30~+60	200	N-f	N-m/ SMA-f(m)	52*58*22	CC01
0.380	0.400	JCC0380T0400N20	25	0.25	1.15	-30~+60	200	N-f	N-m/ SMA-f(m)	52*58*22	CC01
0.380	0.460	JCC0380T0460N20	20	0.40	1.25	-30~+60	200	N-f	N-m/ SMA-f(m)	52*58*22	CC01
0.410	0.430	JCC0410T0430N20	20	0.40	1.25	-30~+60	200	N-f	N-m/ SMA-f(m)	52*58*22	CC01
0.420	0.450	JCC0420T0450N20	25	0.25	1.15	-30~+60	200	N-f	N-m/ SMA-f(m)	52*58*22	CC01
0.450	0.470	JCC0450T0470N20	25	0.25	1.15	-30~+60	200	N-f	N-m/ SMA-f(m)	52*58*22	CC01
0.470	0.512	JCC0470T0512N20	25	0.25	1.15	-30~+60	200	N-f	N-m/ SMA-f(m)	52*58*22	CC01
0.512	0.698	JCC0512T0698N20	20	0.40	1.25	-30~+60	200	N-f	N-m/ SMA-f(m)	52*58*22	CC01
0.698	0.806	JCC0698T0806N20	20	0.40	1.25	-30~+60	200	N-f	N-m/ SMA-f(m)	35*38*20	CC03
<b>DIGITAL TV APPLICATION</b>											
0.470	0.600	JCC0470T0600N20	20	0.40	1.25	-30~+60	200	N-f	N-m/ SMA-f(m)	52*58*22	CC01
<b>RFID APPLICATION</b>											
0.860	0.872	JCC0860T0872S15	25	0.25	1.15	-30~+75	150	SMA-f	N-f(m)/SMA-m	30*33*22	CC04
0.860	0.960	JCC0860T0960S15	21	0.40	1.15	-30~+75	150	SMA-f	N-f(m)/SMA-m	30*33*22	CC04
0.902	0.928	JCC0902T0928S15	25	0.25	1.15	-30~+75	150	SMA-f	N-f(m)/SMA-m	30*33*22	CC04
0.950	0.956	JCC0950T0956S15	25	0.25	1.15	-30~+75	150	SMA-f	N-f(m)/SMA-m	30*33*22	CC04
<b>CELLULAR GSM APPLICATION</b>											
0.800	0.960	JCC0800T0960S15	20	0.40	1.25	-30~+75	150	SMA-f	N-f(m)/SMA-m	30*33*22	CC04
0.824	0.849	JCC0824T0849S15	25	0.25	1.15	-30~+75	150	SMA-f	N-f(m)/SMA-m	30*33*22	CC04
0.869	0.894	JCC0869T0894S15	25	0.25	1.15	-30~+75	150	SMA-f	N-f(m)/SMA-m	30*33*22	CC04
0.869	0.960	JCC0869T0960S15	20	0.40	1.25	-30~+75	150	SMA-f	N-f(m)/SMA-m	30*33*22	CC04
0.876	0.880	JCC0876T0880S15	25	0.25	1.15	-30~+75	150	SMA-f	N-f(m)/SMA-m	30*33*22	CC04
0.880	0.915	JCC0880T0915S15	25	0.25	1.15	-30~+75	150	SMA-f	N-f(m)/SMA-m	30*33*22	CC04
0.890	0.915	JCC0890T0915S15	25	0.25	1.15	-30~+75	150	SMA-f	N-f(m)/SMA-m	30*33*22	CC04
0.921	0.925	JCC0921T0925S15	25	0.25	1.15	-30~+75	150	SMA-f	N-f(m)/SMA-m	30*33*22	CC04
0.923	0.962	JCC0923T0962S15	25	0.25	1.15	-30~+75	150	SMA-f	N-f(m)/SMA-m	30*33*22	CC04
0.925	0.960	JCC0925T0960S15	25	0.25	1.15	-30~+75	150	SMA-f	N-f(m)/SMA-m	30*33*22	CC04
0.935	0.960	JCC0935T0960S15	25	0.25	1.15	-30~+75	150	SMA-f	N-f(m)/SMA-m	30*33*22	CC04
<b>CELLULAR DCS/PCS APPLICATION</b>											
1.710	1.785	JCC1710T1785S10	25	0.25	1.15	-30~+75	100	SMA-f	N-f(m)/SMA-m	25.4*28.5*20	CC05
1.803	1.882	JCC1803T1882S10	25	0.25	1.15	-30~+75	100	SMA-f	N-f(m)/SMA-m	25.4*28.5*20	CC05
1.805	1.880	JCC1805T1880S10	25	0.25	1.15	-30~+75	100	SMA-f	N-f(m)/SMA-m	25.4*28.5*20	CC05
1.805	1.990	JCC1805T1990S10	20	0.40	1.25	-30~+75	100	SMA-f	N-f(m)/SMA-m	25.4*28.5*20	CC05
1.805	1.910	JCC1805T1910S10	20	0.40	1.25	-30~+75	100	SMA-f	N-f(m)/SMA-m	25.4*28.5*20	CC05
1.930	1.990	JCC1930T1990S10	25	0.25	1.15	-30~+75	100	SMA-f	N-f(m)/SMA-m	25.4*28.5*20	CC05



**JQL ELECTRONICS INC.**  
 1-888-236-9828 (USA)      1-630-930-9917 (International)      sales@jqlelectronics.com

# COAXIAL CIRCULATOR

## COAXIAL CIRCULATOR BY APPLICATION

FREQUENCY (GHz)		MODEL	ISOLATION	INS LOSS	VSWR	OPERATING	PWR	CONNECTOR	CONNECTOR	SIZE L*W*H	PACKAGE
F1	F2	NUMBER	(dB) MIN	(dB) MAX	MAX	TEMP(°C)	AVG(W)	DEFAULT	OPTION	(mm)	CODE
<b>CELLULAR UMTS/CDMA APPLICATION</b>											
2.080	2.200	JCC2080T2200S10	21	0.40	1.25	-30~+75	100	SMA-f	N-f(m)/SMA-m	28*30*19	CC11
2.110	2.170	JCC2110T2170S10	25	0.25	1.15	-30~+75	100	SMA-f	N-f(m)/SMA-m	28*30*19	CC11
<b>WIMAX / WIBRO APPLICATION</b>											
2.300	2.500	JCC2300T2500S10	23	0.30	1.20	-30~+75	100	SMA-f	N-f(m)/SMA-m	25*25*15	CC13
2.496	2.690	JCC2496T2690S10	23	0.30	1.20	-30~+75	100	SMA-f	N-f(m)/SMA-m	25*25*15	CC13
2.500	2.700	JCC2500T2700S10	23	0.30	1.20	-30~+75	100	SMA-f	N-f(m)/SMA-m	25*25*15	CC13
3.300	3.500	JCC3300T3500S10	23	0.30	1.20	-30~+75	100	SMA-f	N-f(m)/SMA-m	25*25*15	CC13
3.300	3.800	JCC3300T3800S10	21	0.40	1.25	-30~+75	100	SMA-f	N-f(m)/SMA-m	25*25*15	CC13
3.400	3.600	JCC3400T3600S10	23	0.30	1.20	-30~+75	100	SMA-f	N-f(m)/SMA-m	25*25*15	CC13

## NARROWBAND COAXIAL CIRCULATOR

FREQUENCY (GHz)		MODEL	ISOLATION	INS LOSS	VSWR	OPERATING	PWR	CONNECTOR	CONNECTOR	SIZE L*W*H	PACKAGE
F1	F2	NUMBER	(dB) MIN	(dB) MAX	MAX	TEMP(°C)	AVG (W)	DEFAULT	OPTION	(mm)	CODE
0.132	0.144	JCC0132T0144N15	18	0.60	1.30	0~60	150	N-f	N-m/ SMA-f(m)	70*70*22	CC24
0.144	0.148	JCC0144T0148N15	18	0.60	1.30	0~60	150	N-f	N-m/ SMA-f(m)	70*70*22	CC24
0.148	0.156	JCC0148T0156N15	18	0.60	1.30	0~60	150	N-f	N-m/ SMA-f(m)	70*70*22	CC24
0.156	0.174	JCC0156T0174N15	18	0.60	1.30	0~60	150	N-f	N-m/ SMA-f(m)	70*70*22	CC24
0.300	0.420	JCC0300T0420N20	18	0.50	1.30	-30~+60	200	N-f	N-m/ SMA-f(m)	52*58*22	CC01
0.380	0.400	JCC0380T0400N20	25	0.25	1.15	-30~+60	200	N-f	N-m/ SMA-f(m)	52*58*22	CC01
0.380	0.460	JCC0380T0460N20	20	0.40	1.25	-30~+60	200	N-f	N-m/ SMA-f(m)	52*58*22	CC01
0.390	0.450	JCC0390T0450N20	20	0.40	1.25	-15~+60	200	N-f	N-m/ SMA-f(m)	52*58*22	CC01
0.410	0.430	JCC0410T0430N20	20	0.40	1.25	-30~+60	200	N-f	N-m/ SMA-f(m)	52*58*22	CC01
0.420	0.450	JCC0420T0450N20	25	0.25	1.15	-30~+60	200	N-f	N-m/ SMA-f(m)	52*58*22	CC01
0.450	0.470	JCC0450T0470N20	25	0.25	1.15	-30~+60	200	N-f	N-m/ SMA-f(m)	52*58*22	CC01
0.470	0.512	JCC0470T0512N20	25	0.25	1.15	-30~+60	200	N-f	N-m/ SMA-f(m)	52*58*22	CC01
0.470	0.600	JCC0470T0600N20	20	0.40	1.25	-30~+60	200	N-f	N-m/ SMA-f(m)	52*58*22	CC01
0.512	0.698	JCC0512T0698N20	20	0.40	1.25	-30~+60	200	N-f	N-m/ SMA-f(m)	52*58*22	CC01
0.698	0.806	JCC0698T0806N20	20	0.40	1.25	-30~+60	200	N-f	N-m/ SMA-f(m)	35*38*20	CC03
0.869	0.894	JCC0869T0894S15	25	0.25	1.15	-30~+75	150	SMA-f	N-f(m)/SMA-m	30*33*22	CC04
0.869	0.960	JCC0869T0960S15	20	0.40	1.25	-30~+75	150	SMA-f	N-f(m)/SMA-m	30*33*22	CC04
0.876	0.880	JCC0876T0880S15	25	0.25	1.15	-30~+75	150	SMA-f	N-f(m)/SMA-m	30*33*22	CC04
0.880	0.915	JCC0880T0915S15	25	0.25	1.15	-30~+75	150	SMA-f	N-f(m)/SMA-m	30*33*22	CC04
0.890	0.915	JCC0890T0915S15	25	0.25	1.15	-30~+75	150	SMA-f	N-f(m)/SMA-m	30*33*22	CC04
0.800	0.960	JCC0800T0960N10	20	0.40	1.25	-30~+70	100	N-f	N-m/ SMA-f(m)	30*33*20	CC04
0.800	0.960	JCC0800T0960S10	20	0.40	1.25	-30~+70	100	SMA-f	SMA-m	30*33*15	CC08
0.824	0.849	JCC0824T0849S15	25	0.25	1.15	-30~+75	150	SMA-f	N-f(m)/SMA-m	30*33*22	CC04
0.850	0.950	JCC0850T0950N10	20	0.40	1.25	-30~+70	100	N-f	N-m/ SMA-f(m)	30*33*20	CC04
0.850	0.950	JCC0850T0950S10	20	0.40	1.25	-30~+70	100	SMA-f	SMA-m	30*33*15	CC08
0.860	0.872	JCC0860T0872S15	25	0.25	1.15	-30~+75	150	SMA-f	N-f(m)/SMA-m	30*33*22	CC04
0.860	0.960	JCC0860T0960S15	21	0.40	1.15	-30~+75	150	SMA-f	N-f(m)/SMA-m	30*33*22	CC04
0.869	0.894	JCC0869T0894N15	23	0.30	1.20	-30~+70	150	N-f	N-m/ SMA-f(m)	35*38*20	CC03
0.869	0.894	JCC0869T0894N10	23	0.30	1.20	-30~+70	100	N-f	N-m/ SMA-f(m)	30*33*20	CC04
0.869	0.894	JCC0869T0894S10	23	0.30	1.20	-30~+70	100	SMA-f	SMA-m	30*33*15	CC08
0.869	0.894	JCC0869T0894S15	25	0.25	1.15	-30~+75	150	SMA-f	N-f(m)/SMA-m	30*33*22	CC04
0.869	0.960	JCC0869T0960S15	20	0.40	1.25	-30~+75	150	SMA-f	N-f(m)/SMA-m	30*33*22	CC04
0.876	0.880	JCC0876T0880S15	25	0.25	1.15	-30~+75	150	SMA-f	N-f(m)/SMA-m	30*33*22	CC04
0.880	0.915	JCC0880T0915S15	25	0.25	1.25	-30~+75	150	SMA-f	N-f(m)/SMA-m	30*33*22	CC04
0.890	0.915	JCC0890T0915S15	25	0.25	1.15	-30~+75	150	SMA-f	N-f(m)/SMA-m	30*33*22	CC04
0.902	0.928	JCC0902T0928S15	25	0.25	1.15	-30~+75	150	SMA-f	N-f(m)/SMA-m	30*33*22	CC04
0.921	0.925	JCC0921T0925S15	25	0.25	1.15	-30~+75	150	SMA-f	N-f(m)/SMA-m	30*33*22	CC04
0.923	0.962	JCC0923T0962S15	25	0.25	1.15	-30~+75	150	SMA-f	N-f(m)/SMA-m	30*33*22	CC04
0.925	0.960	JCC0925T0960N15	23	0.30	1.20	-30~+70	150	N-f	N-m/ SMA-f(m)	35*38*20	CC03
0.925	0.960	JCC0925T0960N10	23	0.30	1.20	-30~+70	100	N-f	N-m/ SMA-f(m)	30*33*20	CC04
0.925	0.960	JCC0925T0960S10	23	0.30	1.20	-30~+70	100	SMA-f	SMA-m	30*33*15	CC08
0.925	0.960	JCC0925T0960S15	25	0.25	1.15	-30~+75	150	SMA-f	N-f(m)/SMA-m	30*33*22	CC04
0.962	1.213	JCC0962T1213N15	20	0.50	1.25	-30~+70	150	N-f	N-m/ SMA-f(m)	30*33*20	CC04
0.962	1.213	JCC0962T1213N20	20	0.50	1.25	-30~+70	200	N-f	N-m/ SMA-f(m)	47.8*48.8*18.8	CC06
0.962	1.213	JCC0962T1213S15	20	0.50	1.25	-30~+70	150	SMA-f	SMA-m	30*33*15	CC08
0.935	0.960	JCC0935T0960S15	25	0.25	1.15	-30~+75	150	SMA-f	N-f(m)/SMA-m	30*33*22	CC04
0.950	0.956	JCC0950T0956S15	25	0.25	1.15	-30~+75	150	SMA-f	N-f(m)/SMA-m	30*33*22	CC04



500 Lake Cook Road, Suite 350, Deerfield, IL 60015, USA  
 Tel:1(888)236-9828/ 1(630)930-9917 Fax:1(630)823-2902  
 Website:www.jqlelectronics.com email: sales@jqlelectronics.com

# COAXIAL CIRCULATOR

## NARROWBAND COAXIAL CIRCULATOR

FREQUENCY (GHz)		MODEL	ISOLATION	INS LOSS	VSWR	OPERATING	PWR	CONNECTOR	CONNECTOR	SIZE L*W*H	PACKAGE
F1	F2	NUMBER	(dB) MIN	(dB) MAX	MAX	TEMP(°C)	AVG (W)	DEFAULT	OPTION	(mm)	CODE
1.000	1.100	JCC1000T1100N6	20	0.40	1.25	-30~+70	60	N-f	N-m/SMA-f(m)	25.4*28.5*20	CC05
1.000	1.100	JCC1000T1100S6	20	0.40	1.25	-30~+70	60	SMA-f	SMA-m	25*25*15	CC07
1.200	1.400	JCC1200T1400N6	20	0.40	1.25	-30~+70	60	N-f	N-m/SMA-f(m)	25.4*28.5*20	CC05
1.200	1.400	JCC1200T1400S6	20	0.40	1.25	-30~+70	60	SMA-f	SMA-m	25*25*15	CC07
1.435	1.535	JCC1435T1535N6	21	0.35	1.20	-30~+70	60	N-f	N-m/SMA-f(m)	25.4*28.5*20	CC05
1.435	1.535	JCC1435T1535S6	21	0.35	1.20	-30~+70	60	SMA-f	SMA-m	25*25*15	CC07
1.500	1.600	JCC1500T1600N6	21	0.35	1.20	-30~+70	60	N-f	N-m/SMA-f(m)	25.4*28.5*20	CC05
1.500	1.600	JCC1500T1600S6	21	0.35	1.20	-30~+70	60	SMA-f	SMA-m	25*25*15	CC07
1.600	1.800	JCC1600T1800N6	20	0.40	1.25	-30~+70	60	N-f	N-m/SMA-f(m)	25.4*28.5*20	CC05
1.600	1.800	JCC1600T1800S6	20	0.40	1.25	-30~+70	60	SMA-f	SMA-m	25*25*15	CC07
1.800	2.100	JCC1800T2100S2	20	0.40	1.20	-30~+70	20	SMA-f	SMA-m	28*30*19	CC11
1.805	1.880	JCC1805T1880N6	25	0.30	1.20	-30~+70	60	N-f	N-m/SMA-f(m)	28*30*19	CC11
1.805	1.880	JCC1805T1880S6	25	0.30	1.20	-30~+70	60	SMA-f	SMA-m	20*25.4*15	CC12
1.805	2.400	JCC1805T2400S0	18	0.60	1.25	-30~+70	5	SMA-f	SMA-m	25*25*15	CC07
1.805	2.400	JCC1805T2400N2	18	0.60	1.25	-30~+70	20	N-f	N-m/SMA-f(m)	25*25*16	CC07
1.920	2.170	JCC1920T2170S0	22	0.35	1.20	-30~+70	5	SMA-f	SMA-m	25*25*15	CC07
1.920	2.170	JCC1920T2170N2	22	0.35	1.20	-30~+70	20	N-f	N-m/SMA-f(m)	28*30*19	CC11
1.930	1.990	JCC1930T1990N6	25	0.30	1.20	-30~+70	60	N-f	N-m/SMA-f(m)	28*30*19	CC11
1.930	1.990	JCC1930T1990S6	25	0.30	1.20	-30~+70	60	SMA-f	SMA-m	20*25.4*15	CC12
2.000	2.330	JCC2000T2330S3	20	0.40	1.20	-30~+70	30	SMA-f	SMA-m	28*30*19	CC11
2.070	2.140	JCC2070T2140N3	23	0.30	1.20	-30~+70	30	N-f	N-m/SMA-f(m)	28*30*19	CC11
2.070	2.140	JCC2070T2140S3	23	0.30	1.20	-30~+70	30	SMA-f	SMA-m	20*25.4*15	CC12
2.100	2.500	JCC2100T2500N2	20	0.40	1.20	-30~+70	20	N-f	N-m/SMA-f(m)	28*30*19	CC11
2.200	2.300	JCC2200T2300S2	23	0.30	1.20	-30~+70	20	SMA-f	SMA-m	25*25*15	CC13
2.200	2.500	JCC2200T2500N2	20	0.40	1.20	-30~+70	20	N-f	N-m/SMA-f(m)	28*30*19	CC11
2.200	2.500	JCC2200T2500S2	20	0.40	1.20	-30~+70	20	SMA-f	SMA-m	25*25*15	CC13
2.300	2.500	JCC2300T2500S6	23	0.30	1.20	-30~+70	60	SMA-f	SMA-m	25*25*15	CC13
2.500	2.700	JCC2500T2700N2	23	0.30	1.20	-30~+70	20	N-f	N-m/SMA-f(m)	28*30*19	CC11
2.500	2.700	JCC2500T2700S2	23	0.30	1.20	-30~+70	20	SMA-f	SMA-m	25*25*15	CC13
2.700	3.100	JCC2700T3100N2	20	0.40	1.20	-30~+70	20	N-f	N-m/SMA-f(m)	28*30*19	CC11
2.700	3.100	JCC2700T3100S2	20	0.40	1.20	-30~+70	20	SMA-f	SMA-m	25*25*15	CC13
3.000	3.500	JCC3000T3500N2	19	0.50	1.25	-30~+70	20	N-f	N-m/SMA-f(m)	28*30*19	CC11
3.000	3.500	JCC3000T3500S2	19	0.50	1.25	-30~+70	20	SMA-f	SMA-m	25*25*15	CC13
3.400	4.200	JCC3400T4200S2	20	0.40	1.20	-40~+75	20	SMA-f	SMA-m	16*21*14	CC16
3.700	4.200	JCC3700T4200S2	20	0.40	1.20	-40~+75	20	SMA-f	SMA-m	16*21*14	CC16
3.700	4.200	JCC3700T4200N2	20	0.40	1.20	-40~+75	20	N-f	N-m/SMA-f(m)	20*24*18	CC17
4.200	4.400	JCC4200T4400S2	23	0.30	1.20	-40~+75	20	SMA-f	SMA-m	16*21*14	CC16
4.200	4.400	JCC4200T4400N2	23	0.30	1.20	-40~+75	20	N-f	N-m/SMA-f(m)	20*24*18	CC17
5.150	5.650	JCC5150T5650S2	20	0.40	1.20	-40~+75	20	SMA-f	SMA-m	16*21*14	CC16
5.150	5.650	JCC5150T5650N2	20	0.40	1.20	-40~+75	20	N-f	N-m/SMA-f(m)	20*24*18	CC17
5.400	5.900	JCC5400T5900S2	20	0.40	1.20	-40~+75	20	SMA-f	SMA-m	16*21*14	CC16
5.400	5.900	JCC5400T5900N2	20	0.40	1.20	-40~+75	20	N-f	N-m/SMA-f(m)	20*24*18	CC17
5.850	6.650	JCC5850T6650S2	20	0.40	1.20	-40~+75	20	SMA-f	SMA-m	16*21*14	CC16
5.850	6.650	JCC5850T6650N2	20	0.40	1.20	-40~+75	20	SMA-f	SMA-m	20*24*18	CC17
6.500	7.200	JCC6500T7200S2	20	0.40	1.20	-40~+75	10	SMA-f	SMA-m	15*19*13	CC20
6.700	7.100	JCC6700T7100S1	20	0.40	1.20	-40~+75	10	SMA-f	SMA-m	15*19*13	CC20
6.710	7.420	JCC6710T7420S1	23	0.30	1.20	-40~+75	10	SMA-f	SMA-m	15*19*13	CC20
7.000	8.000	JCC7000T8000S1	20	0.40	1.20	-30~+80	10	SMA-f	SMA-m	15*19*13	CC20
7.000	7.700	JCC7000T7700S1	20	0.40	1.20	-40~+75	10	SMA-f	SMA-m	15*19*13	CC20
7.700	8.300	JCC7700T8300S1	20	0.35	1.20	-40~+75	10	SMA-f	SMA-m	15*19*13	CC20
7.825	8.475	JCC7825T8475S1	20	0.40	1.20	-40~+75	10	SMA-f	SMA-m	15*19*13	CC20
8.500	9.600	JCC8500T9600S1	20	0.40	1.20	-40~+75	10	SMA-f	SMA-m	15*19*13	CC20
10.000	12.000	JCC10K0T12K0S1	20	0.50	1.25	-40~+75	10	SMA-f	SMA-m	15*19*13	CC20
10.500	11.300	JCC10K5T11K3S1	20	0.40	1.20	-40~+75	10	SMA-f	SMA-m	15*19*13	CC20
11.000	12.000	JCC11K0T12K0S1	20	0.40	1.20	-40~+75	10	SMA-f	SMA-m	15*19*13	CC20
11.000	12.790	JCC11K0T12K8S1	20	0.50	1.25	-40~+75	10	SMA-f	SMA-m	15*19*13	CC20
11.450	12.750	JCC11K4T12K8S1	23	0.30	1.25	-40~+75	10	SMA-f	SMA-m	15*19*13	CC20
12.000	12.800	JCC12K0T12K8S1	23	0.30	1.25	-40~+75	10	SMA-f	SMA-m	15*19*13	CC20
12.750	14.500	JCC12K7T14K5S1	20	0.40	1.25	-40~+75	10	SMA-f	SMA-m	15*19*13	CC20
13.000	15.000	JCC13K0T15K0S1	20	0.40	1.25	-40~+75	10	SMA-f	SMA-m	15*19*13	CC20
15.000	18.000	JCC15K0T18K0S1	20	0.50	1.20	-40~+75	10	SMA-f	SMA-m	15*19*13	CC20



JQL ELECTRONICS INC.  
 1-888-236-9828 (USA)      1-630-930-9917 (International)      sales@jqlelectronics.com

# COAXIAL CIRCULATOR

## BROADBAND COAXIAL CIRCULATOR

FREQUENCY (GHz)		MODEL	ISOLATION	INS LOSS	VSWR	OPERATING	PWR	CONNECTOR	CONNECTOR	SIZE L*W*H	PACKAGE
F1	F2	NUMBER	(dB) MIN	(dB) MAX	MAX	TEMP(°C)	AVG (W)	DEFAULT	OPTION	(mm)	CODE
1.0	2.0	JCC1000T2000N3	15	0.70	1.40	-15~+60	30	N-f	N-m/SMA-f(m)	70*80*21	CC14
2.0	4.0	JCC2000T4000N2	16	0.60	1.40	-30~+70	20	N-f	N-m/SMA-f(m)	32*34*18	CC15
3.0	6.0	JCC3000T6000S2	16	0.60	1.40	-30~+70	20	SMA-f	SMA-m	25 .4*27.5*13	CC18
3.4	4.2	JCC3400T4200S2	18	0.50	1.30	-30~+70	20	SMA-f	SMA-m	25 .4*27.5*13	CC18
4.0	5.0	JCC4000T5000S2	20	0.40	1.30	-30~+70	20	SMA-f	SMA-m	25 .4*27.5*13	CC18
4.0	8.0	JCC4000T8000S2	18	0.60	1.30	-30~+70	20	SMA-f	SMA-m	25.4*25.4*12.7	CC19
6.0	12.0	JCC6000T12K0S2	16	0.60	1.40	-40~+75	20	SMA-f	SMA-m	16* 21*13	CC21
6.0	18.0	JCC6000T18K0S1	12	1.50	1.80	-40~+75	10	SMA-f	SMA-m	19* 20*13	CC10
6.5	18.0	JCC6500T18K0S1	12	1.50	1.80	-40~+75	10	SMA-f	SMA-m	19* 20*13	CC10
8.0	12.0	JCC8000T12K0S1	18	0.60	1.35	-40~+75	10	SMA-f	SMA-m	15* 19*13	CC20
8.0	18.0	JCC8000T18K0S1	16	0.80	1.50	-40~+75	10	SMA-f	SMA-m	15* 21*13	CC09
10.0	15.0	JCC10K0T15K0S1	18	0.60	1.35	-40~+75	10	SMA-f	SMA-m	15* 19*13	CC20
12.0	15.0	JCC12K0T15K0S1	18	0.60	1.35	-40~+75	10	SMA-f	SMA-m	15* 19*13	CC20
12.0	18.0	JCC12K0T18K0S1	18	0.60	1.35	-40~+75	10	SMA-f	SMA-m	15* 19*13	CC20
16.0	22.0	JCC16K0T22K0S2	18	0.60	1.35	-40~+75	10	SMA-f	SMA-m	15*19*13	CC20

## DUAL JUNCTION COAXIAL CIRCULATOR

FREQUENCY (GHz)		MODEL	ISOLATION	INS LOSS	VSWR	OPERATING	PWR	CONNECTOR	CONNECTOR	SIZE L*W*H	PACKAGE
F1	F2	NUMBER	(dB) MIN	(dB) MAX	MAX	TEMP(°C)	AVG (W)	TYPE	OPTION	(mm)	CODE
0.132	0.144	JC2C0132T0144N1	36	1.20	1.30	0-60	150	N-f	N-m/ SMA-f(m)	140*70*22	CC25
0.144	0.148	JC2C0144T0148N1	36	1.20	1.30	0-60	150	N-f	N-m/ SMA-f(m)	140*70*22	CC25
0.148	0.156	JC2C0148T0156N1	36	1.20	1.30	0-60	150	N-f	N-m/ SMA-f(m)	140*70*22	CC25
0.156	0.174	JC2C0156T0174N1	36	1.20	1.30	0-60	150	N-f	N-m/ SMA-f(m)	140*70*22	CC25
0.300	0.420	JC2C0300T0420N20	36	1.00	1.30	-30~+60	200	N-f	N-m/ SMA-f(m)	104*57.5*22	CC26
0.380	0.460	JC2C0380T0460N20	40	0.80	1.25	-30~+60	200	N-f	N-m/ SMA-f(m)	104*57.5*22	CC26
0.470	0.512	JC2C0470T0512N20	50	0.50	1.15	-30~+60	200	N-f	N-m/ SMA-f(m)	104*57.5*22	CC26
0.512	0.698	JC2C0512T0698N20	40	0.80	1.25	-30~+60	200	N-f	N-m/ SMA-f(m)	104*57.5*22	CC26
0.698	0.806	JC2C0698T0806N2	40	0.80	1.25	-30~+60	200	N-f	N-m/ SMA-f(m)	104*57.5*22	CC26
0.800	0.860	JC2C0800T0860S10	40	0.50	1.20	-30~+68	100	SMA-f	N-f(m)/SMA-m	60*43*20	CC22
0.800	1.000	JC2C0800T1000S10	40	0.80	1.20	-30~+69	100	SMA-f	N-f(m)/SMA-m	60*43*20	CC22
0.824	0.849	JC2C0824T0849S15	50	0.45	1.15	-30~+70	150	SMA-f	N-f(m)/SMA-m	60*43*20	CC22
0.850	0.869	JC2C0850T0869N20	60	0.50	1.20	-30~+71	200	N-f	N-m/ SMA-f(m)	60*43*20	CC22
0.860	0.885	JC2C0860T0885S10	50	0.40	1.20	-30~+72	100	SMA-f	N-f(m)/SMA-m	60*43*20	CC22
0.860	0.930	JC2C0860T0930S10	40	0.50	1.20	-30~+73	100	SMA-f	N-f(m)/SMA-m	60*43*20	CC22
0.860	0.960	JC2C0860T0960S15	42	0.80	1.15	-30~+74	150	SMA-f	N-f(m)/SMA-m	60*43*20	CC22
0.898	0.923	JC2C0898T0923S10	50	0.40	1.20	-30~+75	100	SMA-f	N-f(m)/SMA-m	60*43*20	CC22
0.925	0.960	JC2C0925T0960S15	50	0.45	1.15	-30~+76	150	SMA-f	N-f(m)/SMA-m	60*43*20	CC22
0.930	1.000	JC2C0930T1000S10	40	0.80	1.20	-30~+77	100	SMA-f	N-f(m)/SMA-m	60*43*20	CC22
0.935	0.960	JC2C0935T0960S10	50	0.40	1.20	-30~+78	100	SMA-f	N-f(m)/SMA-m	60*43*20	CC22
1.710	1.785	JC2C1710T1785S10	50	0.45	1.15	-30~+75	100	SMA-f	N-f(m)/SMA-m	58*28.5*20	CC27
1.805	1.880	JC2C1805T1880S10	50	0.45	1.15	-30~+75	100	SMA-f	N-f(m)/SMA-m	58*28.5*20	CC27
1.805	1.990	JC2C1805T1990S10	40	0.80	1.25	-30~+75	100	SMA-f	N-f(m)/SMA-m	58*28.5*20	CC27
1.930	1.990	JC2C1930T1990S10	50	0.45	1.15	-30~+75	100	SMA-f	N-f(m)/SMA-m	58*28.5*20	CC27
2.110	2.170	JC2C2110T2170S10	50	0.45	1.15	-30~+75	100	SMA-f	N-f(m)/SMA-m	58*28.5*20	CC27
2.300	2.500	JC2C2300T2500S10	23	0.30	1.20	-30~+75	100	SMA-f	SMA-m	58*28.5*20	CC27
2.500	2.700	JC2C2500T2700S10	23	0.30	1.20	-30~+75	100	SMA-f	SMA-m	58*28.5*20	CC27
3.300	3.800	JC2C3300T3800S10	21	0.40	1.25	-30~+75	100	SMA-f	SMA-m	64*34*18	CC28
5.400	5.90	JC2C5400T5900S1	50	0.60	1.25	-40~+75	10	SMA-f	N-f(m)/SMA-m	30*21*14	CC23



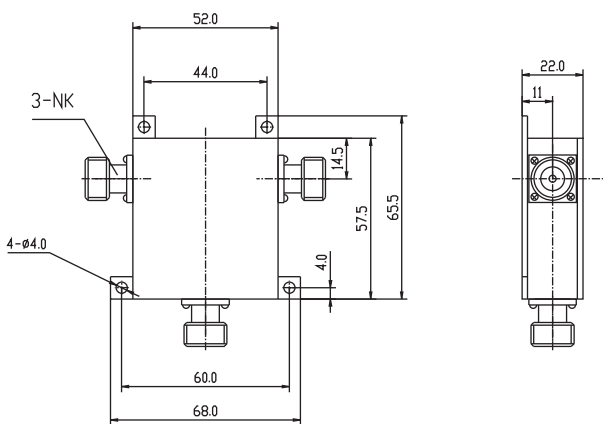
# COAXIAL CIRCULATOR

## SELECT-A-FREQUENCY COAXIAL CIRCULATOR

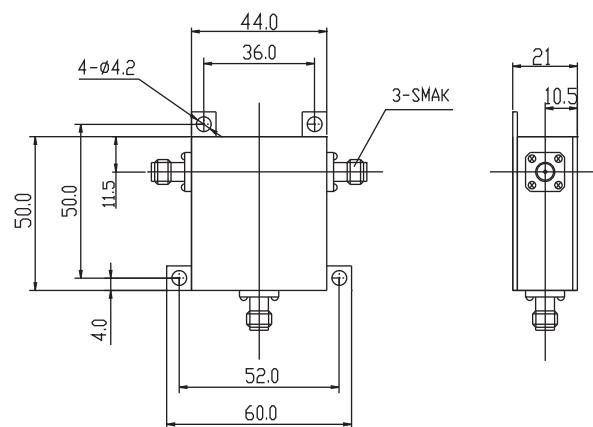
FREQUENCY (GHz)		BANDWIDTH	ISOLATION	INS LOSS	VSWR	OPERATING	PWR HANDLING
F1~F2		UP TO	(dB) MIN	(dB) MAX	MAX	TEMP(°C)	AVG (W)
0.300	0.600	30MHz	25	0.30	1.20	-15~+60	150
0.300	0.600	50MHz	20	0.40	1.25	-15~+60	150
0.600	1.000	30MHz	25	0.30	1.20	-30~+70	150
0.600	1.000	200MHz	20	0.40	1.25	-30~+70	150
0.800	1.200	70MHz	25	0.30	1.20	-30~+70	100
0.800	1.200	200MHz	20	0.40	1.25	-30~+70	100
1.000	2.000	70MHz	25	0.30	1.20	-30~+70	100
1.000	2.000	200MHz	20	0.40	1.25	-30~+70	100
1.400	2.400	70MHz	25	0.30	1.20	-30~+70	100
1.800	3.500	200MHz	25	0.30	1.20	-30~+70	100
1.800	3.500	400MHz	20	0.40	1.25	-30~+70	100
3.500	6.500	300MHz	25	0.30	1.20	-40~+75	60
3.500	6.500	600MHz	23	0.40	1.20	-40~+75	60
5.000	8.000	300MHz	25	0.30	1.20	-40~+75	30
5.000	8.000	600MHz	23	0.40	1.20	-40~+75	30
7.000	18.000	500MHz	25	0.30	1.20	-40~+75	10
7.000	18.000	1000MHz	23	0.40	1.20	-40~+75	10

## SELECT-A-FREQUENCY DUAL JUNCTION COAXIAL CIRCULATOR (HIGH ISOLATION)

FREQUENCY (GHz)		BANDWIDTH	ISOLATION	INS LOSS	VSWR	OPERATING	PWR HANDLING
F1~F2		UP TO	(dB) MIN	(dB) MAX	MAX	TEMP(°C)	FWD/REV (w)
0.300	0.500	30MHz	50	0.50	1.20	-15~+60	150
0.800	1.200	25MHz	50	0.40	1.20	-30~+70	100
1.600	2.700	70MHz	48	0.40	1.20	-30~+70	100
2.700	5.000	50MHz	50	0.40	1.20	-30~+70	60
5.000	7.000	300MHz	50	0.60	1.20	-40~+75	30
7.000	18.000	1000MHz	50	0.50	1.20	-40~+75	10



CC01-COAXIAL CIRCULATOR



CC02-COAXIAL CIRCULATOR

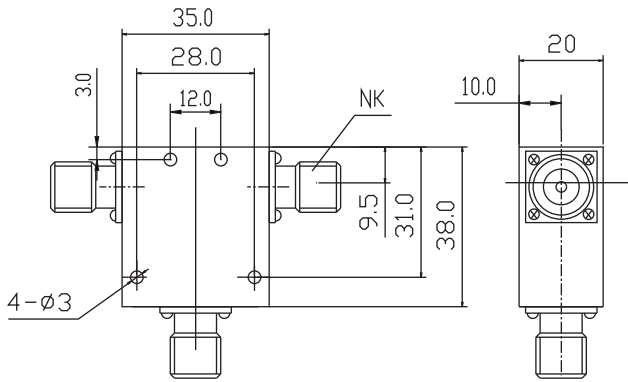


1-888-236-9828 (USA)

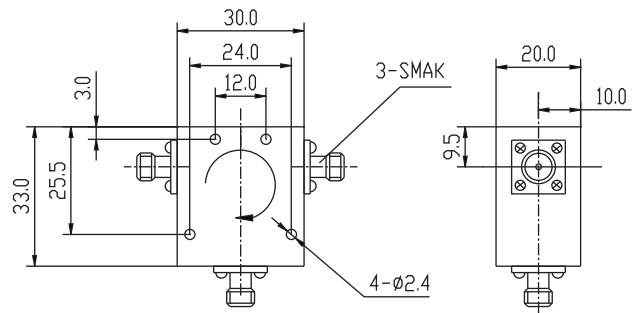
JQL ELECTRONICS INC.  
1-630-930-9917 (International)

sales@jqlelectronics.com

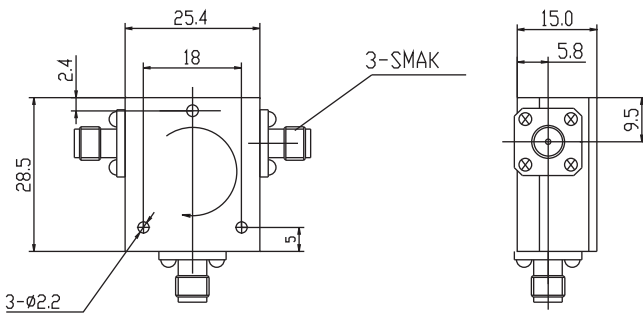
# COAXIAL CIRCULATOR



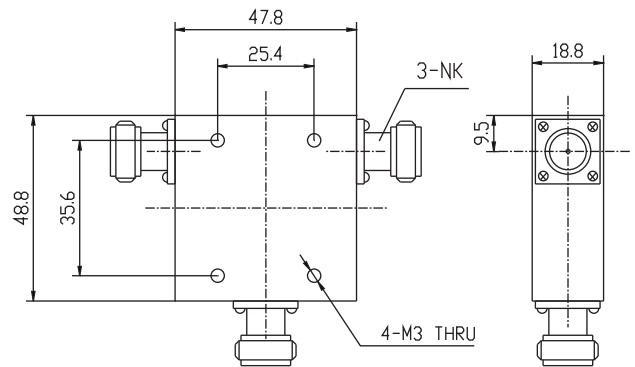
CC03-COAXIAL CIRCULATOR



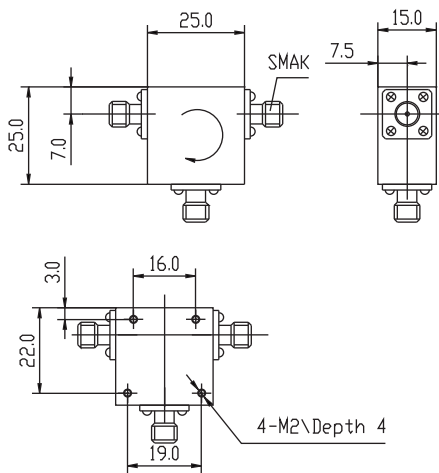
CC04-COAXIAL CIRCULATOR



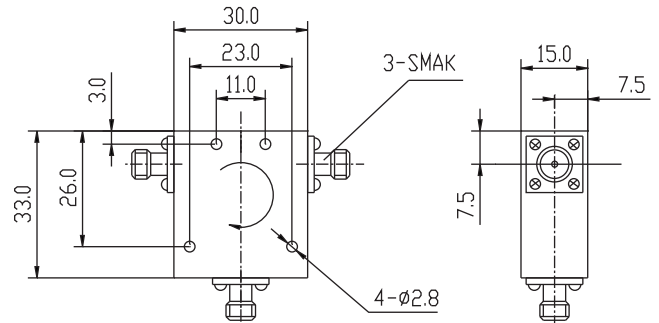
CC05-COAXIAL CIRCULATOR



CC06-COAXIAL CIRCULATOR



CC07-COAXIAL CIRCULATOR

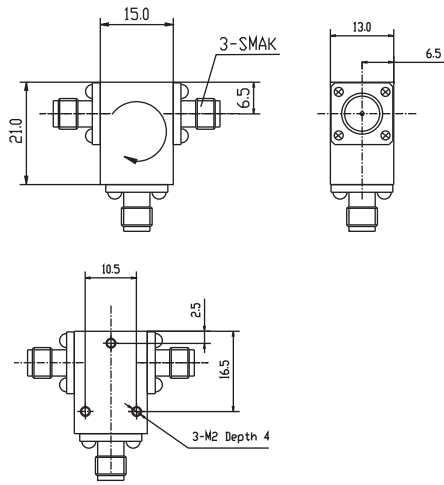


CC08-COAXIAL CIRCULATOR

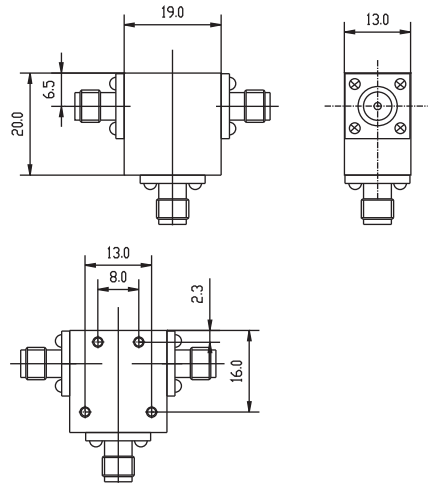




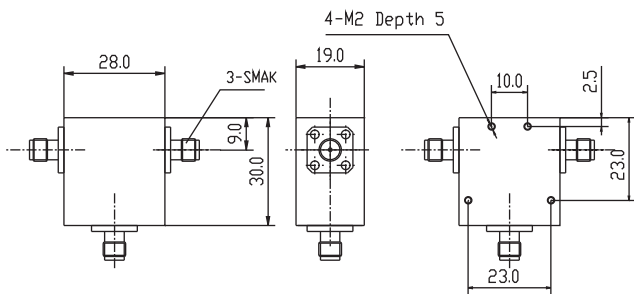
# COAXIAL CIRCULATOR



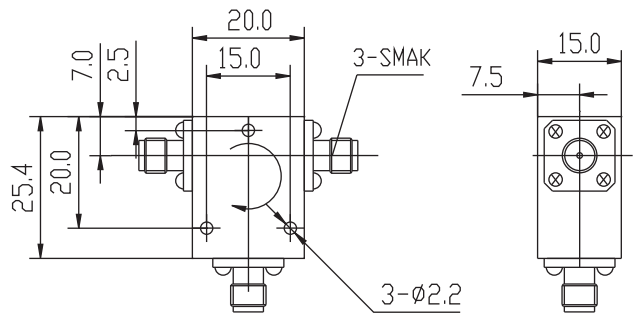
CC09-COAXIAL CIRCULATOR



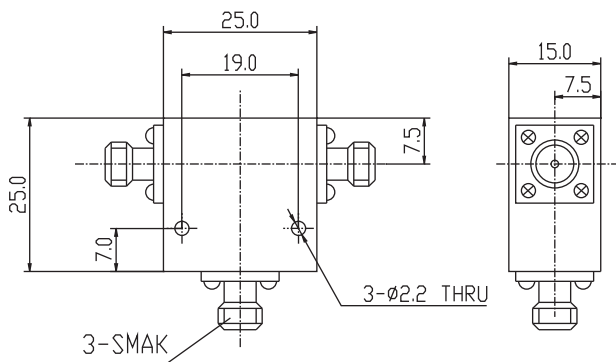
CC10-COAXIAL CIRCULATOR



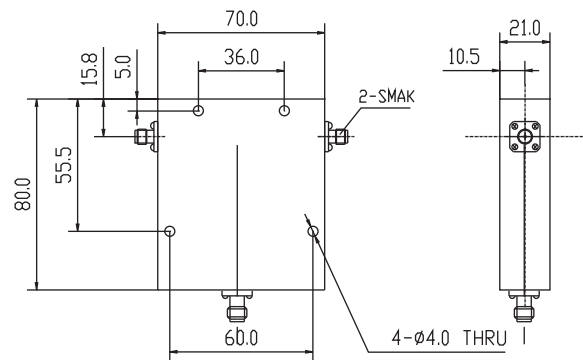
CC11-COAXIAL CIRCULATOR



CC12-COAXIAL CIRCULATOR

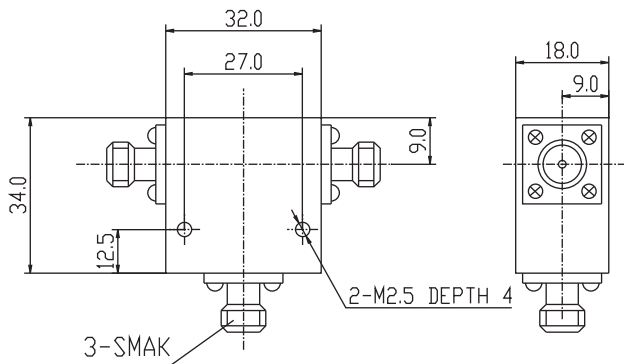


CC13-COAXIAL CIRCULATOR

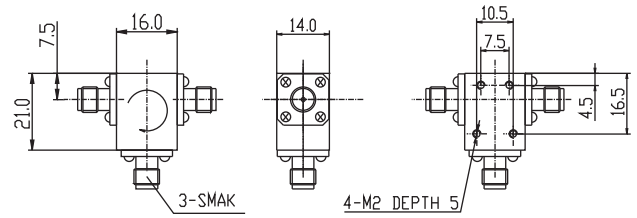


CC14-COAXIAL CIRCULATOR

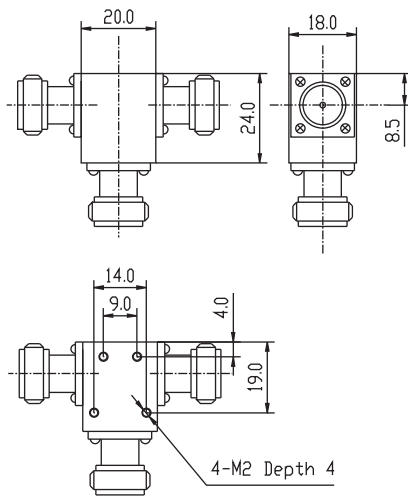
# COAXIAL CIRCULATOR



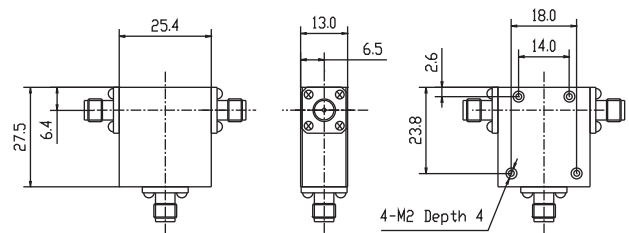
CC15-COAXIAL CIRCULATOR



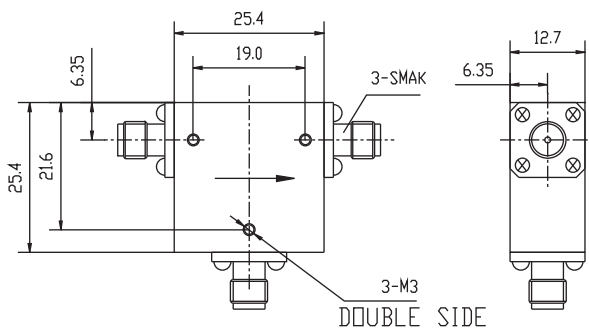
CC16-COAXIAL CIRCULATOR



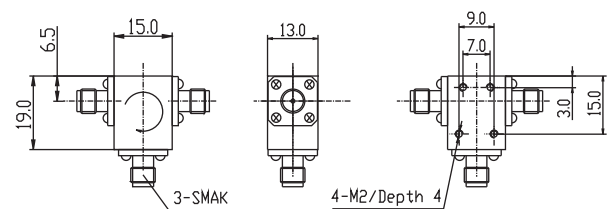
CC17-COAXIAL CIRCULATOR



CC18-COAXIAL CIRCULATOR



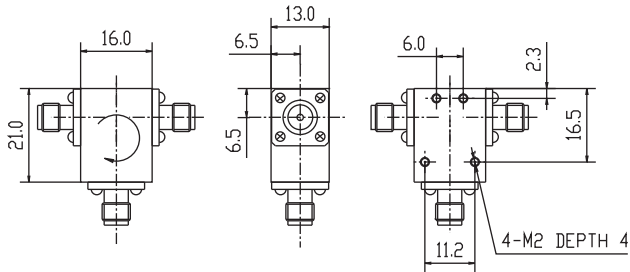
CC19-COAXIAL CIRCULATOR



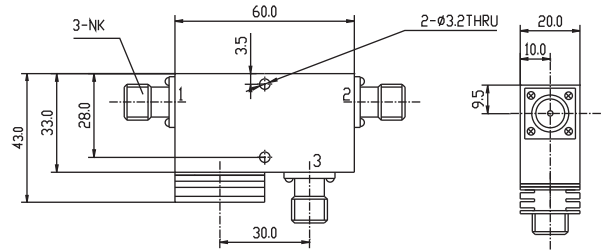
CC20-COAXIAL CIRCULATOR



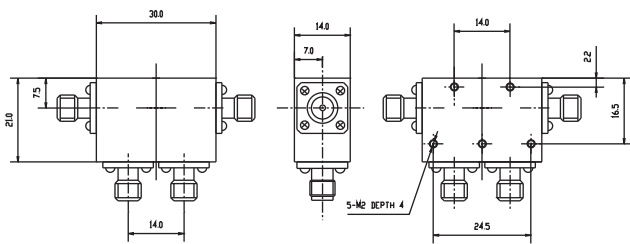
# COAXIAL CIRCULATOR



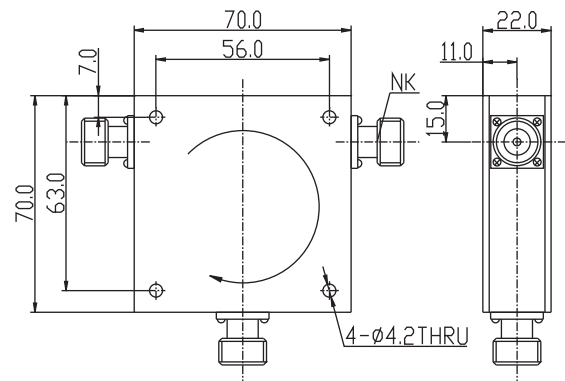
CC21-COAXIAL CIRCULATOR



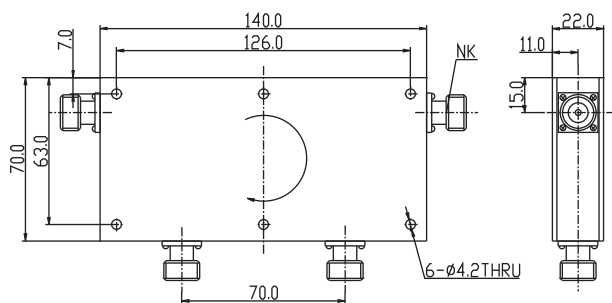
CC22-COAXIAL CIRCULATOR



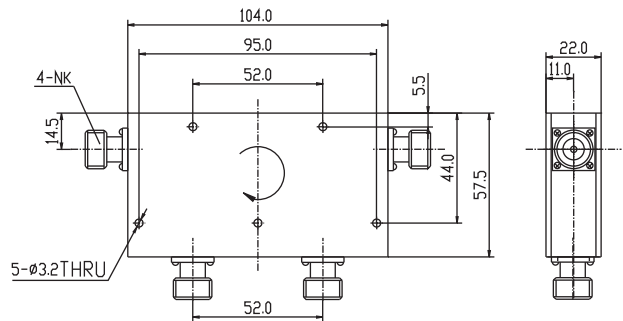
CC23-COAXIAL CIRCULATOR



CC24-COAXIAL CIRCULATOR

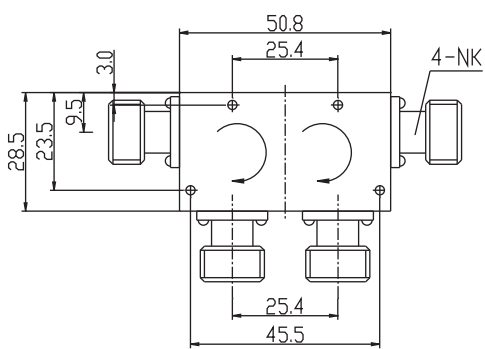


CC25-COAXIAL CIRCULATOR

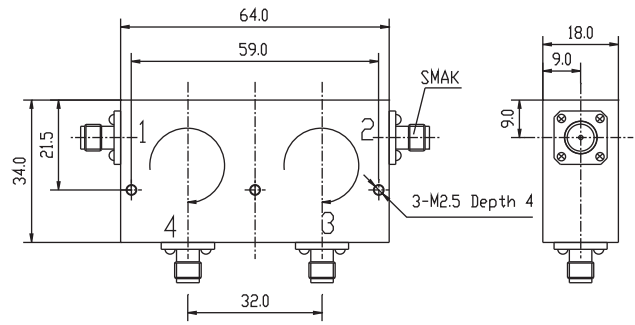


CC26-COAXIAL CIRCULATOR

# COAXIAL CIRCULATOR



CC27-COAXIAL CIRCULATOR



CC28-COAXIAL CIRCULATOR

# COAXIAL ISOLATOR

- Broad Selection of Frequency and Bandwidth (300MHz-18Ghz, from 3% to Full Bandwidth)
- Military, Space and Commercial Applications
- High Power Handling
- High Typical Isolation Above 25dB Per Junction
- Low Insertion Loss Below 0.3dB
- SMA M/F, N-M/F, Removable SMA Connectors
- Attenuator Option Available
- Wide Operation Temperature Range
- Custom Design Available Upon Request



## COAXIAL ISOLATOR BY APPLICATION

FREQUENCY (GHz)		MODEL	ISOLATION	INS LOSS	VSWR	OPERATING	PWR	CONNECTOR	CONNECTOR	SIZE L*W*H	PACKAGE
F1	F2	NUMBER	(dB) MN	(dB) MAX	MAX	TEMP(°C)	FWD/REV(W)	DEFAULT	OPTION	(mm)	CODE
<b>VHF APPLICATION</b>											
0.132	0.144	JIC0132T0144N10	18	0.60	1.30	0-60	150/100	N-f	N-m/ SMA-f(m)	70*70*22	IC34
0.144	0.148	JIC0144T0148N10	18	0.60	1.30	0-60	150/100	N-f	N-m/ SMA-f(m)	70*70*22	IC34
0.148	0.156	JIC0148T0156N10	18	0.60	1.30	0-60	150/100	N-f	N-m/ SMA-f(m)	70*70*22	IC34
0.156	0.174	JIC0156T0174N10	18	0.60	1.30	0-60	150/100	N-f	N-m/ SMA-f(m)	70*70*22	IC34
<b>UHF / TETRA APPLICATION</b>											
0.300	0.420	JIC0300T0420N10	18	0.50	1.30	-30~+60	200/100	N-f	N-m/ SMA-f(m)	52*85*22	IC02
0.380	0.400	JIC0380T0400N10	25	0.25	1.15	-30~+60	200/100	N-f	N-m/ SMA-f(m)	52*85*22	IC02
0.380	0.460	JIC0380T0460N10	20	0.40	1.25	-30~+60	200/100	N-f	N-m/ SMA-f(m)	52*85*22	IC02
0.410	0.430	JIC0410T0430N10	20	0.40	1.25	-30~+60	200/100	N-f	N-m/ SMA-f(m)	52*85*22	IC02
0.420	0.450	JIC0420T0450N10	25	0.25	1.15	-30~+60	200/100	N-f	N-m/ SMA-f(m)	52*85*22	IC02
0.450	0.470	JIC0450T0470N10	25	0.25	1.15	-30~+60	200/100	N-f	N-m/ SMA-f(m)	52*85*22	IC02
0.470	0.512	JIC0470T0512N10	25	0.25	1.15	-30~+60	200/100	N-f	N-m/ SMA-f(m)	52*85*22	IC02
0.512	0.698	JIC0512T0698N10	20	0.40	1.25	-30~+60	200/100	N-f	N-m/ SMA-f(m)	52*85*22	IC02
0.698	0.806	JIC0698T0806N10	20	0.40	1.25	-30~+60	200/100	N-f	N-m/ SMA-f(m)	52*85*22	IC02
<b>DIGITAL TV APPLICATION</b>											
0.470	0.600	JIC0470T0600N10	20	0.40	1.25	-30~+60	200/100	N-f	N-m/ SMA-f(m)	52*85*22	IC02
<b>RFID APPLICATION</b>											
0.860	0.872	JIC0860T0872S10	25	0.25	1.15	-30~+75	150/100	SMA-f	N-f(m)/SMA-m	35*60*20	IC04
0.860	0.960	JIC0860T0960S10	21	0.40	1.15	-30~+75	150/100	SMA-f	N-f(m)/SMA-m	35*60*20	IC04
0.902	0.928	JIC0902T0928S10	25	0.25	1.15	-30~+75	150/100	SMA-f	N-f(m)/SMA-m	35*60*20	IC04
0.950	0.956	JIC0950T0956S10	25	0.25	1.15	-30~+75	150/100	SMA-f	N-f(m)/SMA-m	35*60*20	IC04
<b>CELLULAR GSM APPLICATION</b>											
0.800	0.960	JIC0800T0960S10	20	0.40	1.25	-30~+75	150/100	SMA-f	N-f(m)/SMA-m	35*60*20	IC04
0.824	0.849	JIC0824T0849S10	25	0.25	1.15	-30~+75	150/100	SMA-f	N-f(m)/SMA-m	35*60*20	IC04
0.869	0.894	JIC0869T0894S10	25	0.25	1.15	-30~+75	150/100	SMA-f	N-f(m)/SMA-m	35*60*20	IC04
0.869	0.960	JIC0869T0960S10	20	0.40	1.25	-30~+75	150/100	SMA-f	N-f(m)/SMA-m	35*60*20	IC04
0.876	0.880	JIC0876T0880S10	25	0.25	1.15	-30~+75	150/100	SMA-f	N-f(m)/SMA-m	35*60*20	IC04
0.880	0.915	JIC0880T0915S10	25	0.25	1.15	-30~+75	150/100	SMA-f	N-f(m)/SMA-m	35*60*20	IC04
0.890	0.915	JIC0890T0915S10	25	0.25	1.15	-30~+75	150/100	SMA-f	N-f(m)/SMA-m	35*60*20	IC04
0.921	0.925	JIC0921T0925S10	25	0.25	1.15	-30~+75	150/100	SMA-f	N-f(m)/SMA-m	35*60*20	IC04
0.923	0.962	JIC0923T0962S10	25	0.25	1.15	-30~+75	150/100	SMA-f	N-f(m)/SMA-m	35*60*20	IC04
0.925	0.960	JIC0925T0960S10	25	0.25	1.15	-30~+75	150/100	SMA-f	N-f(m)/SMA-m	35*60*20	IC04
0.935	0.960	JIC0935T0960S10	25	0.25	1.15	-30~+75	150/100	SMA-f	N-f(m)/SMA-m	35*60*20	IC04
<b>CELLULAR DCS/PCS APPLICATION</b>											
1.710	1.785	JIC1710T1785S10	25	0.25	1.15	-30~+75	100/100	SMA-f	N-f(m)/SMA-m	25.4*38.5*20	IC06
1.803	1.882	JIC1803T1882S10	25	0.25	1.15	-30~+75	100/100	SMA-f	N-f(m)/SMA-m	25.4*38.5*20	IC06
1.805	1.880	JIC1805T1880S10	25	0.25	1.15	-30~+75	100/100	SMA-f	N-f(m)/SMA-m	25.4*38.5*20	IC06
1.805	1.990	JIC1805T1990S10	20	0.40	1.25	-30~+75	100/100	SMA-f	N-f(m)/SMA-m	25.4*38.5*20	IC06
1.850	1.910	JIC1805T1910S10	20	0.40	1.25	-30~+75	100/100	SMA-f	N-f(m)/SMA-m	25.4*38.5*20	IC06
1.930	1.990	JIC1930T1990S10	25	0.25	1.25	-30~+75	100/100	SMA-f	N-f(m)/SMA-m	25.4*38.5*20	IC06
<b>CELLULAR UMTS/CDMA APPLICATION</b>											
2.080	2.200	JIC2080T2200S10	21	0.40	1.25	-30~+75	100/100	SMA-f	N-f(m)/SMA-m	25.4*38.5*20	IC06
2.110	2.170	JIC2110T2170S10	25	0.25	1.15	-30~+75	100/100	SMA-f	N-f(m)/SMA-m	25.4*38.5*20	IC06
<b>WIMAX / WIBRO APPLICATION</b>											
2.300	2.500	JIC2300T2500S1	23	0.30	1.20	-30~+75	100/15	SMA-f	SMA-m	25*25*15	IC15
2.496	2.690	JIC2496T2690S1	23	0.30	1.20	-30~+75	100/15	SMA-f	SMA-m	25*25*15	IC15
2.500	2.700	JIC2500T2700S1	23	0.30	1.20	-30~+75	100/15	SMA-f	SMA-m	20*25*14	IC14
3.300	3.500	JIC3300T3500S1	23	0.30	1.20	-30~+75	100/15	SMA-f	SMA-m	25*25*15	IC15
3.300	3.800	JIC3300T3800S1	21	0.40	1.20	-30~+75	100/15	SMA-f	SMA-m	25*25*15	IC15
3.400	3.600	JIC3400T3600S1	23	0.30	1.20	-30~+75	100/15	SMA-f	SMA-m	25*25*15	IC15



**JQL ELECTRONICS INC.**  
 1-888-236-9828 (USA)    1-630-930-9917 (International)    sales@jqlelectronics.com

# COAXIAL ISOLATOR

## NARROWBAND COAXIAL ISOLATOR

FREQUENCY (GHz)		MODEL	ISOLATION	INS LOSS	VSWR	OPERATING	PWR	CONNECTOR	CONNECTOR	SIZE L*W*H	PACKAGE
F1	F2	NUMBER	(dB) MIN	(dB) MAX	MAX	TEMP(°C)	FWD/REV (W)	DEFAULT	OPTION	(mm)	CODE
0.132	0.144	JIC0132T0144N10	18	0.60	1.30	0-60	150/100	N-f	N-m/ SMA-f(m)	70*70*22	IC34
0.144	0.148	JIC0144T0148N10	18	0.60	1.30	0-60	150/100	N-f	N-m/ SMA-f(m)	70*70*22	IC34
0.148	0.156	JIC0148T0156N10	18	0.60	1.30	0-60	150/100	N-f	N-m/ SMA-f(m)	70*70*22	IC34
0.156	0.174	JIC0156T0174N10	18	0.60	1.30	0-60	150/100	N-f	N-m/ SMA-f(m)	70*70*22	IC34
0.300	0.420	JIC0300T0420N10	18	0.50	1.30	-30~+60	200/100	N-f	N-m/ SMA-f(m)	52*85*22	IC02
0.380	0.400	JIC0380T0400N10	25	0.25	1.15	-30~+60	200/100	N-f	N-m/ SMA-f(m)	52*85*22	IC02
0.380	0.460	JIC0380T0460N10	20	0.40	1.25	-30~+60	200/100	N-f	N-m/ SMA-f(m)	52*85*22	IC02
0.380	0.460	JIC0380T0460N15	20	0.40	1.25	-15~+60	200/150	N-f	N-m/SMA-f(m)	52*85*22	IC02
0.390	0.450	JIC0390T0450S2	20	0.40	1.25	-15~+60	100/25	SMA-f	N-f(m)/SMA-m	52*58*22	IC01
0.390	0.450	JIC0390T0450N15	20	0.40	1.25	-15~+60	200/150	N-f	N-m/SMA-f(m)	52*85*22	IC02
0.410	0.430	JIC0410T0430N10	20	0.40	1.25	-30~+60	200/100	N-f	N-m/ SMA-f(m)	52*85*22	IC02
0.420	0.450	JIC0420T0450N10	25	0.25	1.15	-30~+60	200/100	N-f	N-m/ SMA-f(m)	52*85*22	IC02
0.420	0.450	JIC0420T0450S2	25	0.30	1.20	-15~+60	100/25	SMA-f	N-f(m)/SMA-m	52*58*22	IC01
0.420	0.450	JIC0420T0450N15	25	0.30	1.20	-15~+60	200/150	N-f	N-m/SMA-f(m)	52*85*22	IC02
0.450	0.470	JIC0450T0470N10	25	0.25	1.15	-30~+60	200/100	N-f	N-m/ SMA-f(m)	52*85*22	IC02
0.470	0.512	JIC0470T0512N10	25	0.25	1.15	-30~+60	200/100	N-f	N-m/ SMA-f(m)	52*85*22	IC02
0.470	0.600	JIC0470T0600N10	20	0.40	1.25	-30~+60	200/100	N-f	N-m/ SMA-f(m)	52*85*22	IC02
0.512	0.698	JIC0512T0698N10	20	0.40	1.25	-30~+60	200/100	N-f	N-m/ SMA-f(m)	52*85*22	IC02
0.698	0.806	JIC0698T0806N10	20	0.40	1.25	-30~+60	200/100	N-f	N-m/ SMA-f(m)	52*85*22	IC02
0.800	0.960	JIC0800T0960S10	20	0.40	1.25	-30~+75	150/100	SMA-f	N-f(m)/SMA-m	35*60*20	IC04
0.800	0.960	JIC0800T0960S1	20	0.40	1.25	-30~+70	100/10	SMA-f	N-f(m)/SMA-m	35*38*20	IC03
0.800	0.960	JIC0800T0960S15	20	0.40	1.25	-30~+70	200/150	SMA-f	N-f(m)/SMA-m	35*60*20	IC04
0.824	0.849	JIC0824T0849S10	25	0.25	1.15	-30~+75	150/100	SMA-f	N-f(m)/SMA-m	35*60*20	IC04
0.850	0.950	JIC0850T0950S1	20	0.40	1.25	-30~+70	100/10	SMA-f	N-f(m)/SMA-m	35*38*20	IC03
0.850	0.950	JIC0850T0950S15	20	0.40	1.25	-30~+70	200/150	SMA-f	N-f(m)/SMA-m	35*60*20	IC04
0.860	0.872	JIC0860T0872S10	25	0.25	1.15	-30~+75	150/100	SMA-f	N-f(m)/SMA-m	35*60*20	IC04
0.860	0.960	JIC0860T0960S10	21	0.40	1.15	-30~+75	150/100	SMA-f	N-f(m)/SMA-m	35*60*20	IC04
0.869	0.894	JIC0869T0894S6	25	0.30	1.15	-30~+70	100/60	SMA-f	N-f(m)/SMA-m	25.4*38.5*20	IC06
0.869	0.894	JIC0869T0894S1	25	0.30	1.15	-30~+70	100/10	SMA-f	SMA-m	25*25*15	IC08
0.869	0.894	JIC0869T0894S10	25	0.25	1.15	-30~+75	150/100	SMA-f	N-f(m)/SMA-m	35*60*20	IC04
0.869	0.960	JIC0869T0960S10	20	0.40	1.25	-30~+75	150/100	SMA-f	N-f(m)/SMA-m	35*60*20	IC04
0.876	0.880	JIC0876T0880S10	25	0.25	1.15	-30~+75	150/100	SMA-f	N-f(m)/SMA-m	35*60*20	IC04
0.880	0.915	JIC0880T0915S10	25	0.25	1.15	-30~+75	150/100	SMA-f	N-f(m)/SMA-m	35*60*20	IC04
0.890	0.915	JIC0890T0915S10	25	0.25	1.15	-30~+75	150/100	SMA-f	N-f(m)/SMA-m	35*60*20	IC04
0.902	0.928	JIC0902T0928S10	25	0.25	1.15	-30~+75	150/100	SMA-f	N-f(m)/SMA-m	35*60*20	IC04
0.921	0.925	JIC0921T0925S10	25	0.25	1.15	-30~+75	150/100	SMA-f	N-f(m)/SMA-m	35*60*20	IC04
0.923	0.962	JIC0923T0962S10	25	0.25	1.15	-30~+75	150/100	SMA-f	N-f(m)/SMA-m	35*60*20	IC04
0.925	0.960	JIC0925T0960S6	25	0.30	1.15	-30~+70	100/60	SMA-f	N-f(m)/SMA-m	25.4*38.5*20	IC06
0.925	0.960	JIC0925T0960S1	25	0.30	1.15	-30~+70	100/10	SMA-f	SMA-m	25*25*15	IC08
0.925	0.960	JIC0925T0960S10	25	0.25	1.15	-30~+75	150/100	SMA-f	N-f(m)/SMA-m	35*60*20	IC04
0.935	0.960	JIC0935T0960S10	25	0.25	1.15	-30~+75	150/100	SMA-f	N-f(m)/SMA-m	35*60*20	IC04
0.950	0.956	JIC0950T0956S10	25	0.25	1.15	-30~+75	150/100	SMA-f	N-f(m)/SMA-m	35*60*20	IC04
0.950	1.225	JIC0950T1225N1	20	0.40	1.25	-30~+70	100/10	N-f	N-m/SMA-f(m)	30*33*20	IC05
0.950	1.225	JIC0950T1225N6	19	0.50	1.25	-30~+70	100/60	N-f	N-m/SMA-f(m)	30*43*20	IC07
0.950	1.225	JIC0950T1225S1	20	0.40	1.25	-30~+70	100/10	SMA-f	SMA-m	30*33*15	IC09
0.980	1.140	JIC0980T1140S1	20	0.50	1.25	-30~+70	100/10	SMA-f	SMA-m	25*25*15	IC08
1.000	1.100	JIC1000T1100S6	22	0.35	1.22	-30~+70	100/60	SMA-f	N-f(m)/SMA-m	25.4*38.5*20	IC06
1.000	1.100	JIC1000T1100S1	22	0.35	1.22	-30~+70	100/10	SMA-f	SMA-m	25*25*15	IC08
1.200	1.400	JIC1200T1400S6	20	0.40	1.25	-30~+70	100/60	SMA-f	N-f(m)/SMA-m	25.4*38.5*20	IC06
1.200	1.400	JIC1200T1400S1	20	0.40	1.25	-30~+70	100/10	SMA-f	SMA-m	25*25*15	IC08
1.435	1.535	JIC1435T1535S6	22	0.35	1.22	-30~+70	100/60	SMA-f	N-f(m)/SMA-m	25.4*38.5*20	IC06
1.435	1.535	JIC1435T1535S1	22	0.35	1.22	-30~+70	100/10	SMA-f	SMA-m	20*25.4*15	IC13
1.500	1.600	JIC1500T1600S6	22	0.35	1.22	-30~+70	100/60	SMA-f	N-f(m)/SMA-m	25.4*38.5*20	IC06
1.500	1.600	JIC1500T1600S1	22	0.35	1.22	-30~+70	100/10	SMA-f	SMA-m	20*25.4*15	IC13
1.600	1.800	JIC1600T1800S6	20	0.40	1.25	-30~+70	100/60	SMA-f	N-f(m)/SMA-m	25.4*38.5*20	IC06
1.600	1.800	JIC1600T1800S1	20	0.40	1.25	-30~+70	100/10	SMA-f	SMA-m	25*25*15	IC08
1.710	1.785	JIC1710T1785S10	25	0.25	1.15	-30~+75	100/100	SMA-f	N-f(m)/SMA-m	25.4*38.5*20	IC06
1.800	2.100	JIC1800T2100S0	20	0.40	1.20	-30~+70	60/5	SMA-f	N-f(m)/SMA-m	28*30*19	IC12
1.800	2.100	JIC1800T2100S1	20	0.40	1.20	-30~+70	100/10	SMA-f	SMA-m	25*25*15	IC15
1.803	1.882	JIC1803T1882S10	25	0.25	1.15	-30~+75	100/100	SMA-f	N-f(m)/SMA-m	25.4*38.5*20	IC06
1.805	1.880	JIC1805T1880S10	25	0.25	1.15	-30~+75	100/100	SMA-f	N-f(m)/SMA-m	25.4*38.5*20	IC06
1.805	1.880	JIC1805T1880S6	25	0.30	1.20	-30~+70	100/60	SMA-f	N-f(m)/SMA-m	25.4*38.5*20	IC06
1.805	1.880	JIC1805T1880S1	25	0.30	1.20	-30~+70	100/10	SMA-f	SMA-m	20*25.4*15	IC13
1.805	1.990	JIC1805T1990S10	20	0.40	1.25	-30~+75	100/100	SMA-f	N-f(m)/SMA-m	25.4*38.5*20	IC06
1.805	1.910	JIC1805T1910S10	20	0.40	1.25	-30~+75	100/100	SMA-f	N-f(m)/SMA-m	25.4*38.5*20	IC06
1.920	1.980	JIC1920T1980S1	25	0.30	1.20	-30~+70	100/10	SMA-f	SMA-m	25*25*15	IC15
1.920	2.170	JIC1920T2170S2	20	0.35	1.20	-30~+70	100/25	SMA-f	SMA-m	25*25*15	IC15
1.930	1.990	JIC1930T1990S6	25	0.30	1.20	-30~+70	100/60	SMA-f	N-f(m)/SMA-m	25.4*38.5*20	IC06
1.930	1.990	JIC1930T1990S1	25	0.30	1.20	-30~+70	100/10	SMA-f	SMA-m	20*25.4*15	IC13
1.930	1.990	JIC1930T1990S10	25	0.25	1.25	-30~+75	100/100	SMA-f	N-f(m)/SMA-m	25.4*38.5*20	IC06



500 Lake Cook Road, Suite 350, Deerfield, IL 60015, USA  
 Tel:1(888)236-9828/ 1(630)930-9917 Fax:1(630)823-2902  
 Website:www.jqlelectronics.com email: sales@jqlelectronics.com

# COAXIAL ISOLATOR

NARROWBAND COAXIAL ISOLATOR											
FREQUENCY(GHz)		MODEL	ISOLATION	INS LOSS	VSWR	OPERATING	PWR	CONNECTOR	CONNECTOR	SIZE L*W*H	PACKAGE
F1	F2	NUMBER	(dB)MIN	(dB)MAX	MAX	TEMP(°C)	FWD/REV(W)	DEFAULT	OPTION	(mm)	CODE
2.000	2.330	JIC2000T2330S0	20	0.40	1.20	-30~+70	60/5	SMA-f	N-f(m)/SMA-m	28*30*19	IC12
2.000	2.330	JIC2000T2330S1	20	0.40	1.20	-30~+70	100/10	SMA-f	SMA-m	25*25*15	IC15
2.000	2.400	JIC2000T2400S1	20	0.40	1.20	-30~+70	100/10	SMA-f	SMA-m	25*25*15	IC15
2.000	2.500	JIC2000T2500S1	20	0.40	1.20	-30~+70	100/10	SMA-f	SMA-m	25*25*15	IC15
2.070	2.140	JIC2070T2140S0	25	0.30	1.20	-30~+70	60/5	SMA-f	N-f(m)/SMA-m	28*30*19	IC12
2.070	2.140	JIC2070T2140S1	25	0.30	1.20	-30~+70	100/10	SMA-f	SMA-m	20*25*14	IC14
2.080	2.200	JIC2080T2200S10	21	0.40	1.25	-30~+75	100/100	SMA-f	N-f(m)/SMA-m	25.4*38.5*20	IC06
2.110	2.170	JIC2110T2170S10	25	0.25	1.15	-30~+75	100/100	SMA-f	N-f(m)/SMA-m	25.4*38.5*20	IC06
2.100	2.300	JIC2100T2300S0	25	0.30	1.20	-30~+70	60/5	SMA-f	N-f(m)/SMA-m	28*30*19	IC12
2.100	2.300	JIC2100T2300S1	23	0.30	1.20	-30~+70	100/10	SMA-f	SMA-m	20*25*14	IC14
2.110	2.170	JIC2110T2170S1	25	0.30	1.20	-30~+70	100/10	SMA-f	SMA-m	25*25*15	IC15
2.200	2.300	JIC2200T2300N1	25	0.30	1.20	-30~+70	100/10	N-f	N-m/SMA-f(m)	28*30*19	IC12
2.200	2.300	JIC2200T2300S1	23	0.30	1.20	-30~+70	100/10	SMA-f	SMA-m	20*25*14	IC14
2.200	2.300	JIC2200T2300S2	25	0.30	1.20	-30~+70	100/20	SMA-f	SMA-m	25*25*15	IC15
2.200	2.500	JIC2200T2500S0	20	0.40	1.20	-30~+70	60/5	SMA-f	N-f(m)/SMA-m	28*30*19	IC12
2.200	2.500	JIC2200T2500S1	20	0.40	1.20	-30~+70	100/10	SMA-f	SMA-m	25*25*15	IC15
2.300	2.500	JIC2300T2500S1	23	0.30	1.20	-30~+70	100/10	SMA-f	SMA-m	25*25*15	IC15
2.300	2.700	JIC2300T2700S2	20	0.40	1.20	-30~+70	100/25	SMA-f	SMA-m	25*25*15	IC15
2.496	2.690	JIC2496T2690S1	23	0.30	1.20	-30~+75	100/15	SMA-f	SMA-m	25*25*15	IC15
2.500	2.700	JIC2500T2700S0	25	0.30	1.20	-30~+70	60/5	SMA-f	N-f(m)/SMA-m	28*30*19	IC12
2.500	2.700	JIC2500T2700S1	23	0.30	1.20	-30~+70	100/10	SMA-f	SMA-m	20*25*14	IC14
2.500	2.700	JIC2500T2700S2	25	0.30	1.20	-30~+70	100/25	SMA-f	SMA-m	25*25*15	IC15
2.700	2.900	JIC2700T2900S1	25	0.30	1.20	-30~+70	100/10	SMA-f	SMA-m	25*25*15	IC15
2.700	3.100	JIC2700T3100S0	20	0.40	1.20	-30~+70	60/5	SMA-f	N-f(m)/SMA-m	28*30*19	IC12
2.700	3.100	JIC2700T3100S1	20	0.40	1.20	-30~+70	100/10	SMA-f	SMA-m	25*25*15	IC15
3.000	3.500	JIC3000T3500S1	18	0.50	1.25	-30~+70	25/10	SMA-f	SMA-m	25*25*15	IC15
3.300	3.500	JIC3300T3500S1	23	0.30	1.20	-30~+75	100/15	SMA-f	SMA-m	25*25*15	IC15
3.300	3.800	JIC3300T3800S1	21	0.40	1.20	-30~+75	100/15	SMA-f	SMA-m	25*25*15	IC15
3.300	4.900	JIC3300T4900S1	20	0.50	1.25	-30~+70	25/10	SMA-f	SMA-m	25*25*15	IC15
3.400	3.600	JIC3400T3600S1	23	0.30	1.20	-30~+75	100/15	SMA-f	SMA-m	25*25*15	IC15
3.700	4.200	JIC3700T4200N1	23	0.40	1.20	-40~+75	25/10	N-f	N-m/SMA-f(m)	16*26*19	IC18
3.700	4.200	JIC3700T4200S1	23	0.40	1.20	-40~+75	25/10	SMA-f	SMA-m	16*26*13	IC22
4.000	4.200	JIC4000T4200S1	25	0.30	1.20	-30~+75	25/10	SMA-f	SMA-m	16*26*13	IC22
4.200	4.400	JIC4200T4400N1	25	0.30	1.20	-40~+75	25/10	N-f	N-m/SMA-f(m)	16*26*19	IC18
4.200	4.400	JIC4200T4400S1	25	0.30	1.20	-40~+75	25/10	SMA-f	SMA-m	16*26*13	IC22
4.400	5.000	JIC4400T5000S1	23	0.40	1.20	-40~+75	25/10	SMA-f	SMA-m	16*26*13	IC22
4.415	5.015	JIC4415T5015S1	23	0.40	1.20	-40~+75	25/10	SMA-f	SMA-m	16*26*13	IC22
5.000	7.000	JIC5000T7000S1	20	0.50	1.25	-35~+75	25/10	SMA-f	SMA-m	16*26*13	IC22
5.150	5.650	JIC5150T5650N1	23	0.40	1.20	-40~+75	25/10	N-f	N-m/SMA-f(m)	16*26*19	IC18
5.150	5.650	JIC5150T5650S1	25	0.30	1.20	-40~+75	25/10	SMA-f	SMA-m	16*24*14	IC20
5.400	5.900	JIC5400T5900N1	23	0.40	1.20	-40~+75	25/10	N-f	N-m/SMA-f(m)	16*26*19	IC18
5.400	5.900	JIC5400T5900S1	23	0.40	1.20	-40~+75	25/10	SMA-f	SMA-m	16*24*14	IC20
5.700	7.100	JIC5700T7100S1	20	0.50	1.22	-35~+80	25/10	SMA-f	SMA-m	16*26*13	IC22
5.800	6.500	JIC5800T6500S1	20	0.40	1.25	-40~+75	25/10	SMA-f	SMA-m	16*24*14	IC20
5.850	6.425	JIC5850T6425S1	23	0.40	1.20	-40~+75	25/10	SMA-f	SMA-m	16*24*14	IC20
5.850	6.650	JIC5850T6650S1	18	0.50	1.25	-40~+75	25/10	SMA-f	SMA-m	16*24*14	IC20
6.375	6.975	JIC6375T6975S1	23	0.40	1.20	-40~+75	25/10	SMA-f	SMA-m	16*26*13	IC22
6.400	7.100	JIC6400T7100S1	21	0.40	1.20	-40~+75	25/15	SMA-f	SMA-m	16*24*14	IC20
6.500	7.200	JIC6500T7200S1	20	0.40	1.20	-40~+75	15/10	SMA-f	SMA-m	16*24*14	IC20
6.700	7.100	JIC6700T7100S1	25	0.30	1.20	-40~+75	15/10	SMA-f	SMA-m	16*24*14	IC20
6.710	7.420	JIC6710T7420S1	20	0.40	1.25	-35~+80	15/10	SMA-f	SMA-m	16*24*14	IC20
7.000	7.700	JIC7000T7700S1	23	0.40	1.20	-40~+75	15/10	SMA-f	SMA-m	12*20*13	IC25
7.200	8.400	JIC7200T8400S1	20	0.50	1.20	-40~+75	15/10	SMA-f	SMA-m	12*20*13	IC25
7.825	8.475	JIC7825T8475S1	23	0.40	1.20	-40~+75	15/10	SMA-f	SMA-m	12*20*13	IC25
8.500	9.600	JIC8500T9600S1	23	0.40	1.20	-40~+75	15/10	SMA-f	SMA-m	12*20*13	IC25
9.500	15.500	JIC9500T15K5S1	18	0.60	1.30	-40~+75	15/10	SMA-f	SMA-m	12*20*13	IC25



JQL ELECTRONICS INC.  
 1-888-236-9828 (USA) 1-630-930-9917 (International) sales@jqlelectronics.com

# COAXIAL ISOLATOR

## NARROWBAND COAXIAL ISOLATOR

FREQUENCY (GHz)		MODEL	ISOLATION	INS LOSS	VSWR	OPERATING	PWR	CONNECTOR	CONNECTOR	SIZE L*W*H	PACKAGE
F1	F2	NUMBER	(dB) MIN	(dB) MAX	MAX	TEMP(°C)	FWD/REV (W)	DEFAULT	OPTION	(mm)	CODE
10.000	12.000	JIC10K0T12K0S1	20	0.40	1.20	-40~+75	15/10	SMA-f	SMA-m	12*20*13	IC25
10.000	15.000	JIC10K0T15K0S1	20	0.50	1.25	-40~+75	15/10	SMA-f	SMA-m	12*20*13	IC25
10.500	11.300	JIC10K5T11K3S1	23	0.40	1.20	-40~+75	15/10	SMA-f	SMA-m	12*20*13	IC25
10.500	11.800	JIC10K5T11K8G1	21	0.40	1.20	-40~+75	15/10	SMA-f	SMA-m	12*20*13	IC25
11.000	12.000	JIC11K0T12K0S1	23	0.40	1.20	-40~+75	15/10	SMA-f	SMA-m	12*20*13	IC25
11.000	12.790	JIC11K0T12K8S1	20	0.50	1.25	-40~+75	15/10	SMA-f	SMA-m	12*20*13	IC25
11.000	14.000	JIC11K0T14K0S1	20	0.50	1.25	-40~+75	15/10	SMA-f	SMA-m	12*20*13	IC25
11.450	12.750	JIC11K4T12K8S1	20	0.40	1.20	-40~+75	15/10	SMA-f	SMA-m	12*20*13	IC25
12.000	12.800	JIC12K0T12K8S1	25	0.30	1.20	-40~+75	15/10	SMA-f	SMA-m	12*20*13	IC25
12.075	12.925	JIC12K0T13K0S1	21	0.40	1.20	-40~+75	15/10	SMA-f	SMA-m	12*20*13	IC25
12.500	13.350	JIC12K5T13K4S1	21	0.40	1.20	-40~+75	15/10	SMA-f	SMA-m	12*20*13	IC25
12.750	14.500	JIC12K7T14K5S1	20	0.40	1.20	-40~+75	15/10	SMA-f	SMA-m	12*20*13	IC25
13.000	15.000	JIC13K0T15K0S1	20	0.40	1.20	-40~+75	15/10	SMA-f	SMA-m	12*20*13	IC25
14.400	14.800	JIC14K4T14K8S2	22	0.35	1.20	-40~+75	25/10	SMA-f	SMA-m	12*20*13	IC25
14.500	15.350	JIC14K5T15K4S1	21	0.40	1.20	-40~+75	15/10	SMA-f	SMA-m	12*20*13	IC25
14.900	15.200	JIC14K9T15K2S1	25	0.30	1.20	-40~+75	15/10	SMA-f	SMA-m	12*20*13	IC25
15.000	18.000	JIC15K0T18K0S1	18	0.50	1.25	-40~+75	15/10	SMA-f	SMA-m	12*20*13	IC25
16.000	18.000	JIC16K0T18K0S1	20	0.50	1.25	-40~+75	15/10	SMA-f	SMA-m	12*20*13	IC25

## BROADBAND COAXIAL ISOLATOR

FREQUENCY (GHz)		MODEL	ISOLATION	INS LOSS	VSWR	OPERATING	PWR HANDLING	CONNECTOR	CONNECTOR	SIZE L*W*H	PACKAGE
F1-F2 GHz		NUMBER	(dB) MIN	(dB) MAX	MAX	TEMP(°C)	FWD/REV ( W )	DEFAULT	OPTION	(mm)	CODE
0.950	1.225	JIC0950T1225N1	20	0.40	1.25	-30~+70	60/10	N-f	N-m/SMA-f(m)	30*33*20	IC05
0.950	1.225	JIC0950T1225N6	19	0.50	1.25	-30~+70	100/60	N-f	N-m/SMA-f(m)	30*43*20	IC07
0.950	1.225	JIC0950T1225S1	20	0.40	1.25	-30~+70	60/10	SMA-f	N-f(m)/SMA-m	30*33*15	IC09
1.000	2.000	JIC1000T2000S1	16	0.70	1.4	-15~+60	30/10	SMA-f	N-f(m)/SMA-m	70*80*21	IC16
2.000	4.000	JIC2000T4000S1	18	0.60	1.4	-30~+70	30/10	SMA-f	N-f(m)/SMA-m	32*34*18	IC17
2.000	8.000	JIC2000T8000S1	12	1.50	1.8	-30~+70	30/10	SMA-f	N-f(m)/SMA-m	60*42*19	IC19
2.200	2.800	JIC2200T2800S0	18	0.50	1.25	-30~+70	30/5	SMA-f	N-f(m)/SMA-m	28*30*19	IC12
3.000	6.000	JIC3000T6000S1	17	0.60	1.4	-30~+70	30/10	SMA-f	SMA-m	25.4*34.5*13	IC21
3.400	4.200	JIC3400T4200S1	18	0.50	1.3	-30~+70	30/10	SMA-f	SMA-m	25.4*34.5*13	IC21
4.000	5.000	JIC4000T5000S1	20	0.40	1.25	-30~+70	15/10	SMA-f	SMA-m	25.4*31.4*12.7	IC23
4.000	8.000	JIC4000T8000S1	18	0.60	1.3	-30~+70	15/10	SMA-f	SMA-m	25.4*31.4*12.7	IC23
6.000	12.000	JIC6000T12K0S1	18	0.60	1.4	-40~+75	15/10	SMA-f	SMA-m	16*26*13	IC27
6.000	18.000	JIC6000T18K0S1	12	1.50	1.8	-40~+75	15/10	SMA-f	SMA-m	19*27*13	IC11
6.500	18.000	JIC6500T18K0S1	12	1.50	1.8	-40~+75	15/10	SMA-f	SMA-m	19*27*13	IC11
7.000	9.000	JIC7000T9000S1	18	0.60	1.4	-40~+75	15/10	SMA-f	SMA-m	16*26*13	IC27
7.000	10.000	JIC7000T10K0S1	18	0.60	1.4	-40~+75	15/10	SMA-f	SMA-m	16*26*13	IC27
7.000	18.000	JIC7000T18K0S1	12	1.50	1.8	-40~+75	15/10	SMA-f	SMA-m	19*27*13	IC10
8.000	10.000	JIC8000T10K0S1	20	0.50	1.25	-30~+70	15/10	SMA-f	SMA-m	12*20*13	IC24
8.000	12.400	JIC8000T12K4S1	20	0.50	1.25	-30~+70	15/10	SMA-f	SMA-m	12*20*13	IC24
8.000	16.000	JIC8000T16K0S1	17	0.80	1.4	-40~+75	15/10	SMA-f	SMA-m	15*23*13	IC10
8.000	18.000	JIC8000T18K0S1	17	0.80	1.4	-30~+70	15/10	SMA-f	SMA-m	15*23*13	IC10
10.000	15.000	JIC10K0T15K0S1	20	0.50	1.25	-30~+70	15/10	SMA-f	SMA-m	12*20*13	IC25
10.000	15.000	JIC10K0T15K0N1	20	0.50	1.25	-30~+70	15/10	N-f	N-m/SMA-f(m)	12*23*19	IC26
12.000	15.000	JIC12K0T15K0S1	20	0.50	1.25	-30~+70	15/10	SMA-f	SMA-m	12*20*13	IC25
12.000	18.000	JIC12K0T18K0S1	20	0.60	1.3	-30~+70	15/10	SMA-f	SMA-m	12*20*13	IC24
16.000	22.000	JIC16K0T22K0S0	20	0.60	1.3	-30~+70	10/5	SMA-f	SMA-m	12*20*13	IC24





# COAXIAL ISOLATOR

## DUAL JUNCTION COAXIAL ISOLATOR

FREQUENCY (GHz)		MODEL	ISOLATION	INS LOSS	VSWR	OPERATING	PWR HANDLING	CONNECTOR	CONNECTOR	SIZE L*W*H	PACKAGE
F1	F2	NUMBER	(dB) MIN	(dB) MAX	MAX	TEMP(°C)	FWD/REV (W)	DEFAULT	OPTION	(mm)	CODE
0.132	0.144	J12C0132T0144N10	36	1.20	1.30	0-60	150/100	N-f	N-m/ SMA-f(m)	140*70*22	IC35
0.144	0.148	J12C0144T0148N10	36	1.20	1.30	0-60	150/100	N-f	N-m/ SMA-f(m)	140*70*22	IC35
0.148	0.156	J12C0148T0156N10	36	1.20	1.30	0-60	150/100	N-f	N-m/ SMA-f(m)	140*70*22	IC35
0.156	0.174	J12C0156T0174N10	36	1.20	1.30	0-60	150/100	N-f	N-m/ SMA-f(m)	140*70*22	IC35
0.300	0.420	J12C0300T0420N10	36	1.00	1.30	-30-+60	200/100	N-f	N-m/ SMA-f(m)	104*57.5*22	IC28
0.380	0.400	J12C0380T0400N10	50	0.50	1.15	-30-+60	200/100	N-f	N-m/ SMA-f(m)	104*57.5*22	IC28
0.380	0.460	J12C0380T0460N10	40	0.80	1.25	-30-+60	200/100	N-f	N-m/ SMA-f(m)	104*57.5*22	IC28
0.390	0.400	J12C0390T0400N10	50	0.50	1.25	-15-+60	200/100	N-f	N-m/ SMA-f(m)	104*57.5*22	IC28
0.390	0.450	J12C0390T0450N1	50	0.60	1.22	-15-+60	100/10	N-f	N-m/ SMA-f(m)	104*57.5*22	IC28
0.400	0.455	J12C0400T0455N1	50	0.60	1.22	-15-+60	100/10	N-f	N-m/ SMA-f(m)	104*57.5*22	IC28
0.410	0.430	J12C0410T0430N10	50	0.50	1.25	-30-+60	200/100	N-f	N-m/ SMA-f(m)	104*57.5*22	IC28
0.420	0.450	J12C0420T0450N10	50	0.50	1.15	-30-+60	200/100	N-f	N-m/ SMA-f(m)	104*57.5*22	IC28
0.420	0.450	J12C0420T0450S15	50	0.50	1.25	-15-+60	200/150	SMA-f	N-f(m)/SMA-m	104*57.5*22	IC28
0.450	0.470	J12C0450T0470N10	50	0.50	1.15	-30-+60	200/100	N-f	N-m/ SMA-f(m)	104*57.5*22	IC28
0.450	0.480	J12C0450T0480N10	50	0.50	1.25	-15-+60	200/100	N-f	N-m/ SMA-f(m)	104*57.5*22	IC28
0.470	0.512	J12C0470T0512N10	50	0.50	1.15	-30-+60	200/100	N-f	N-m/ SMA-f(m)	104*57.5*22	IC28
0.470	0.600	J12C0470T0600N10	40	0.80	1.25	-30-+60	200/100	N-f	N-m/ SMA-f(m)	104*57.5*22	IC28
0.512	0.698	J12C0512T0698N10	45	0.80	1.25	-30-+60	200/100	N-f	N-m/ SMA-f(m)	104*57.5*22	IC28
0.698	0.806	J12C0698T0806N10	40	0.80	1.25	-30-+60	200/100	N-f	N-m/ SMA-f(m)	104*57.5*22	IC28
0.800	0.860	J12C0800T0860N10	40	0.50	1.20	-30-+70	100/10	N-f	N-m/ SMA-f(m)	60*33*20	IC29
0.860	0.872	J12C0860T0872S10	50	0.50	1.15	-30-+75	150/100	SMA-f	N-f(m)/SMA-m	60*33*20	IC29
0.860	0.930	J12C0860T0930N1	40	0.50	1.20	-30-+70	100/10	N-f	N-m/ SMA-f(m)	60*33*20	IC29
0.860	0.960	J12C0860T0960S10	42	0.80	1.15	-30-+75	150/100	SMA-f	N-f(m)/SMA-m	60*33*20	IC29
0.869	0.894	J12C0869T0894S6	50	0.40	1.20	-30-+70	100/60	SMA-f	N-f(m)/SMA-m	60*33*20	IC29
0.902	0.928	J12C0902T0928S10	50	0.50	1.15	-30-+75	150/100	SMA-f	N-f(m)/SMA-m	60*33*20	IC29
0.950	0.956	J12C0950T0956S10	50	0.50	1.15	-30-+75	150/100	SMA-f	N-f(m)/SMA-m	60*33*20	IC29
0.800	0.960	J12C0800T0960S10	40	0.80	1.25	-30-+75	150/100	SMA-f	N-f(m)/SMA-m	60*33*20	IC29
0.824	0.849	J12C0824T0849S10	50	0.50	1.15	-30-+75	150/100	SMA-f	N-f(m)/SMA-m	60*33*20	IC29
0.869	0.894	J12C0869T0894S10	50	0.50	1.15	-30-+75	150/100	SMA-f	N-f(m)/SMA-m	60*33*20	IC29
0.869	0.960	J12C0869T0960S10	40	0.80	1.25	-30-+75	150/100	SMA-f	N-f(m)/SMA-m	60*33*20	IC29
0.876	0.880	J12C0876T0880S10	50	0.50	1.15	-30-+75	150/100	SMA-f	N-f(m)/SMA-m	60*33*20	IC29
0.880	0.915	J12C0880T0915S10	50	0.50	1.15	-30-+75	150/100	SMA-f	N-f(m)/SMA-m	60*33*20	IC29
0.890	0.915	J12C0890T0915S10	50	0.50	1.15	-30-+75	150/100	SMA-f	N-f(m)/SMA-m	60*33*20	IC29
0.921	0.925	J12C0921T0925S10	50	0.50	1.15	-30-+75	150/100	SMA-f	N-f(m)/SMA-m	60*33*20	IC29
0.925	0.960	J12C0925T0960S6	50	0.40	1.20	-30-+70	100/60	SMA-f	N-f(m)/SMA-m	60*33*20	IC29
0.923	0.962	J12C0923T0962S10	50	0.50	1.15	-30-+75	150/100	SMA-f	N-f(m)/SMA-m	60*33*20	IC29
0.925	0.960	J12C0925T0960S10	50	0.50	1.15	-30-+75	150/100	SMA-f	N-f(m)/SMA-m	60*33*20	IC29
0.935	0.960	J12C0935T0960S10	50	0.50	1.15	-30-+75	150/100	SMA-f	N-f(m)/SMA-m	60*33*20	IC29
1.710	1.785	J12C1710T1785S10	50	0.50	1.15	-30-+75	100/100	SMA-f	N-f(m)/SMA-m	46*32*20	IC30
1.803	1.882	J12C1803T1882S10	50	0.50	1.15	-30-+75	100/100	SMA-f	N-f(m)/SMA-m	46*32*20	IC30
1.805	1.880	J12C1805T1880S10	50	0.50	1.15	-30-+75	100/100	SMA-f	N-f(m)/SMA-m	46*32*20	IC30
1.805	1.990	J12C1805T1990S10	40	0.80	1.25	-30-+75	100/100	SMA-f	N-f(m)/SMA-m	46*32*20	IC30
1.805	1.910	J12C1805T1910S10	40	0.80	1.25	-30-+75	100/100	SMA-f	N-f(m)/SMA-m	46*32*20	IC30
1.930	1.990	J12C1930T1990S10	50	0.50	1.25	-30-+75	100/100	SMA-f	N-f(m)/SMA-m	46*32*20	IC30
1.930	1.990	J12C1930T1990S6	48	0.50	1.20	-30-+70	100/60	SMA-f	N-f(m)/SMA-m	46*32*20	IC30
1.930	1.990	J12C1930T1990S10	48	0.40	1.20	-30-+70	100/10	SMA-f	N-f(m)/SMA-m	40*27*18	IC31
2.080	2.200	J12C2080T2200S10	42	0.80	1.25	-30-+75	100/100	SMA-f	N-f(m)/SMA-m	46*32*20	IC30
2.070	2.140	J12C2070T2140S6	48	0.40	1.20	-30-+70	100/60	SMA-f	N-f(m)/SMA-m	46*32*20	IC30
2.070	2.140	J12C2070T2140S1	48	0.40	1.20	-30-+70	100/10	SMA-f	N-f(m)/SMA-m	40*27*18	IC31
2.110	2.170	J12C2110T2170S10	50	0.50	1.15	-30-+75	100/100	SMA-f	N-f(m)/SMA-m	46*32*20	IC30
2.300	2.500	J12C2300T2500S1	46	0.60	1.20	-30-+75	100/15	SMA-f	SMA-m	40*27*18	IC31
2.496	2.690	J12C2496T2690S1	46	0.60	1.20	-30-+75	100/15	SMA-f	SMA-m	40*27*18	IC31
2.500	2.700	J12C2500T2700S1	46	0.60	1.20	-30-+75	100/15	SMA-f	SMA-m	40*27*18	IC31
3.300	3.500	J12C3300T3500S1	46	0.60	1.20	-30-+75	100/15	SMA-f	SMA-m	40*27*18	IC31
3.300	3.800	J12C3300T3800S1	42	0.80	1.20	-30-+75	100/15	SMA-f	SMA-m	40*27*18	IC31
3.400	3.600	J12C3400T3600S1	46	0.60	1.20	-30-+75	100/15	SMA-f	SMA-m	40*27*18	IC31
5.850	6.650	J12C5850T6650S1	50	0.60	1.20	-40-+75	15/10	SMA-f	SMA-m	30*21*14	IC32
7.000	7.700	J12C7000T7700S1	50	0.50	1.20	-40-+75	15/10	SMA-f	SMA-m	24*20*13	IC33
7.825	8.475	J12C7825T8475S1	50	0.50	1.20	-40-+75	15/10	SMA-f	SMA-m	24*20*13	IC33
8.500	9.600	J12C8500T9600S1	50	0.50	1.20	-40-+75	15/10	SMA-f	SMA-m	24*20*13	IC33
10.000	12.000	J12C10K0T12K0S1	50	0.50	1.20	-40-+75	15/10	SMA-f	SMA-m	24*20*13	IC33
10.500	11.300	J12C10K5T11K3S1	50	0.50	1.20	-40-+75	15/10	SMA-f	SMA-m	24*20*13	IC33



**JQL ELECTRONICS INC.**  
**1-888-236-9828 (USA) 1-630-930-9917 (International) sales@jqlelectronics.com**

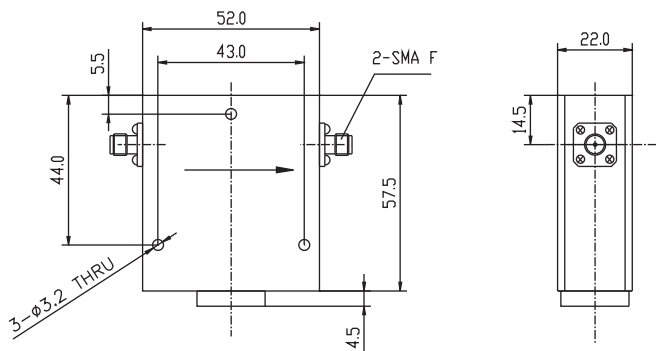
# COAXIAL ISOLATOR

## SELECT-A-FREQUENCY COAXIAL ISOLATOR

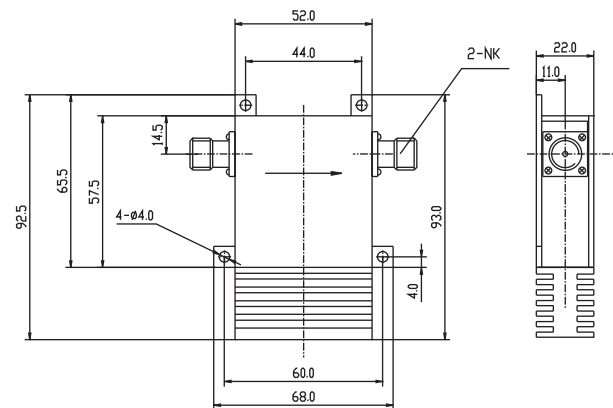
FREQUENCY (GHz)	BANDWIDTH	ISOLATION	INS LOSS	VSWR	OPERATING	PWR HANDLING	
F1~F2	MHz	(dB) MIN	(dB) MAX	MAX	TEMP(°C)	FWD/REV (w)	
0.300	0.600	30MHz	25	0.30	1.20	-15~+60	200/150
0.300	0.600	50MHz	20	0.40	1.25	-15~+60	200/150
0.600	1.000	30MHz	25	0.30	1.20	-30~+70	200/150
0.600	1.000	200MHz	20	0.40	1.25	-30~+70	200/150
0.800	1.200	70MHz	25	0.30	1.20	-30~+70	100/60
0.800	1.200	200MHz	20	0.40	1.25	-30~+70	100/60
1.000	2.000	70MHz	25	0.30	1.20	-30~+70	100/60
1.000	2.000	200MHz	20	0.40	1.25	-30~+70	100/60
1.400	2.400	70MHz	25	0.30	1.20	-30~+70	100/60
1.800	3.500	200MHz	25	0.30	1.20	-30~+70	100/60
1.800	3.500	400MHz	20	0.40	1.25	-30~+70	100/60
3.500	6.500	300MHz	25	0.30	1.20	-40~+75	20/10
3.500	6.500	600MHz	23	0.40	1.20	-40~+75	20/10
5.000	8.000	300MHz	25	0.30	1.20	-40~+75	15/10
5.000	8.000	600MHz	23	0.40	1.20	-40~+75	15/10
7.000	18.000	500MHz	25	0.30	1.20	-40~+75	15/10
7.000	18.000	1000MHz	23	0.40	1.20	-40~+75	15/10

## SELECT-A-FREQUENCY DUAL JUNCTION COAXIAL ISOLATOR (HIGH ISOLATION)

FREQUENCY (GHz)	BANDWIDTH	ISOLATION	INS LOSS	VSWR	OPERATING	PWR HANDLING	
F1~F2	MHz	(dB) MIN	(dB) MAX	MAX	TEMP(°C)	FWD/REV (w)	
0.300	0.500	30MHz	50	0.50	1.20	-15~+60	200/150
0.800	1.200	25MHz	50	0.40	1.20	-30~+70	100/60
1.600	2.700	70MHz	48	0.40	1.20	-30~+70	100/60
2.700	5.000	50MHz	50	0.40	1.20	-30~+70	15/10
5.000	7.000	300MHz	50	0.60	1.20	-40~+75	15/10
7.000	18.000	1000MHz	50	0.50	1.20	-40~+75	15/10



IC01-COAXIAL ISOLATOR

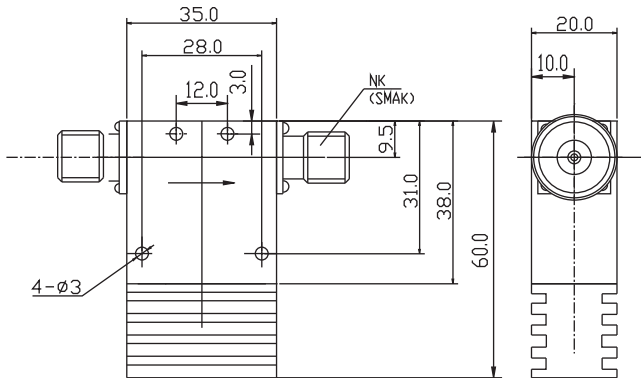


IC02-COAXIAL ISOLATOR

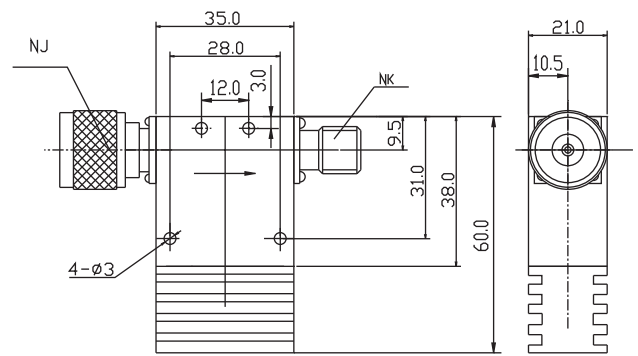


500 Lake Cook Road, Suite 350, Deerfield, IL 60015, USA  
 Tel: (888)236-9828/ 1(630)930-9917 Fax: 1(630)823-2902  
 Website: www.jqlelectronics.com email: sales@jqlelectronics.com

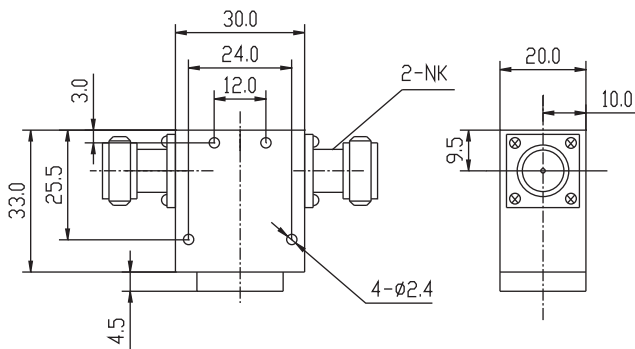
# COAXIAL ISOLATOR



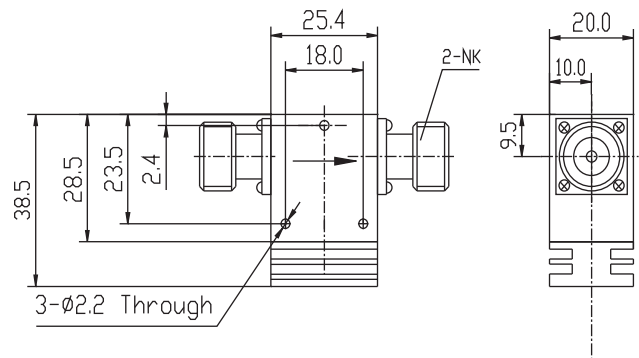
IC03-COAXIAL ISOLATOR



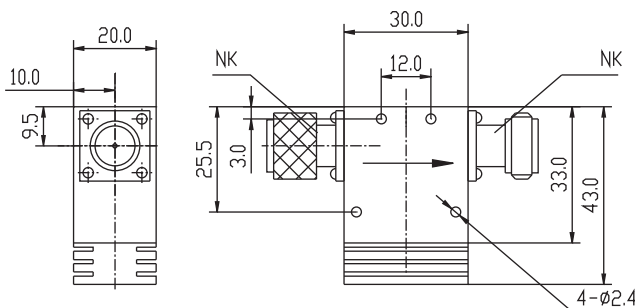
IC04-COAXIAL ISOLATOR



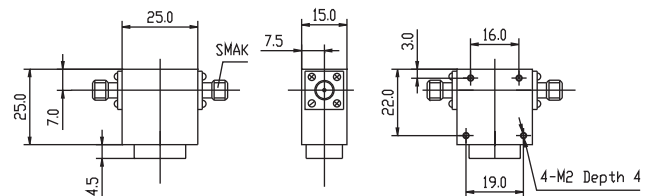
IC05-COAXIAL ISOLATOR



IC06-COAXIAL ISOLATOR

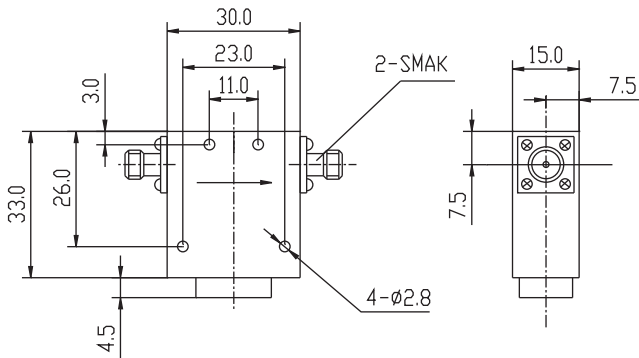


IC07-COAXIAL ISOLATOR

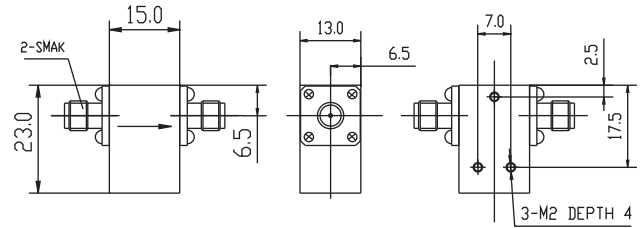


IC08-COAXIAL ISOLATOR

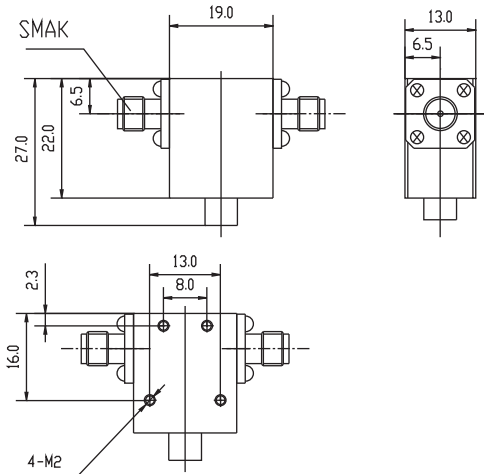
# COAXIAL ISOLATOR



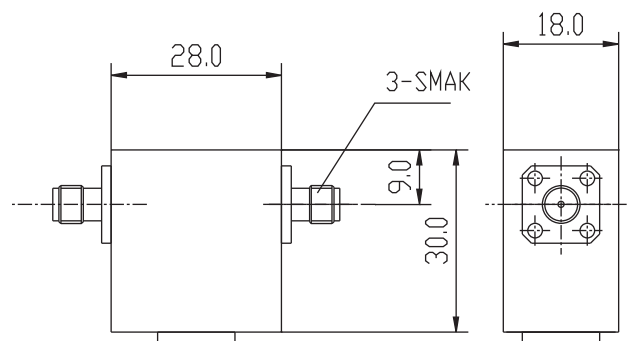
IC09-COAXIAL ISOLATOR



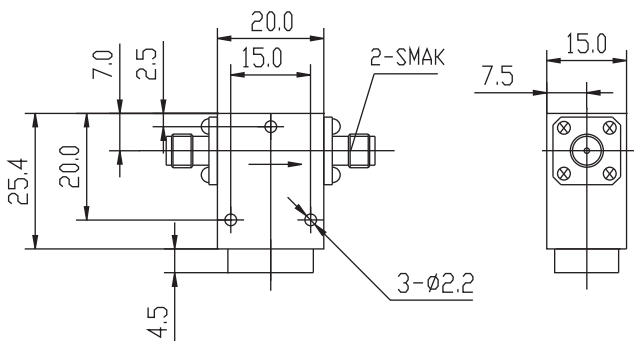
IC10-COAXIAL ISOLATOR



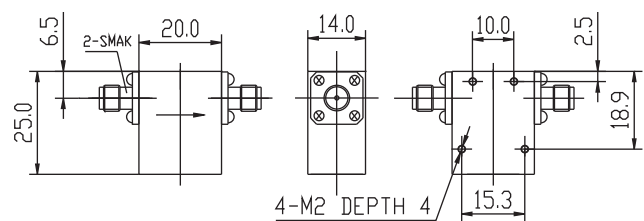
IC11-COAXIAL ISOLATOR



IC12-COAXIAL ISOLATOR

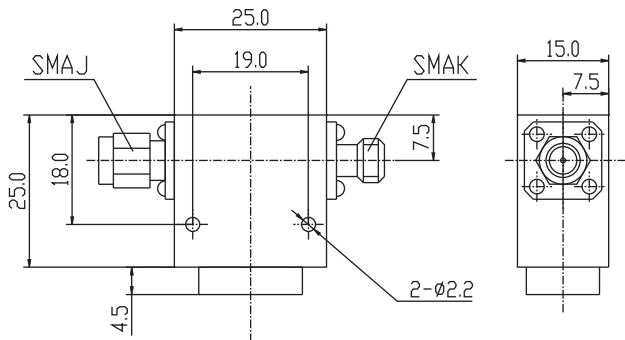


IC13-COAXIAL ISOLATOR

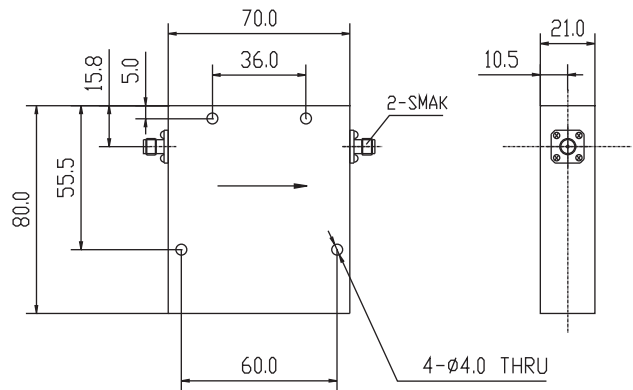


IC14-COAXIAL ISOLATOR

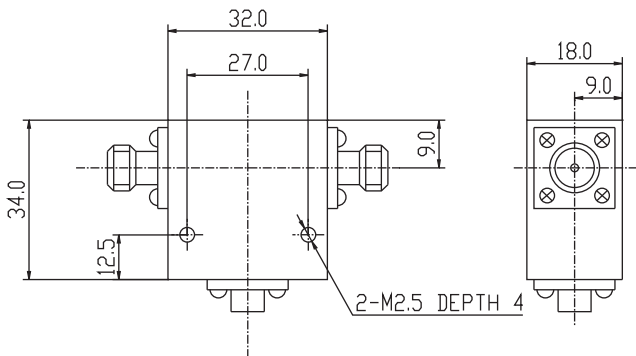
# COAXIAL ISOLATOR



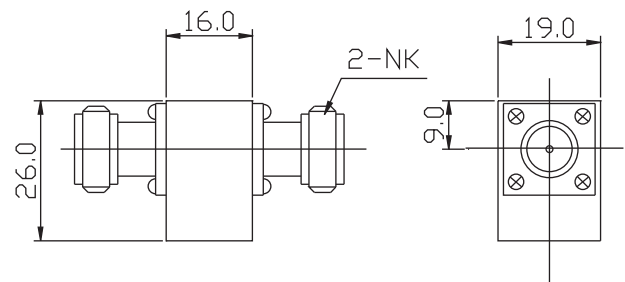
IC15-COAXIAL ISOLATOR



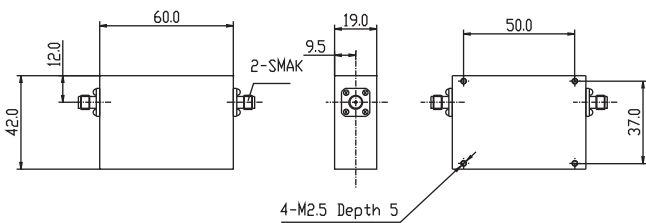
IC16-COAXIAL ISOLATOR



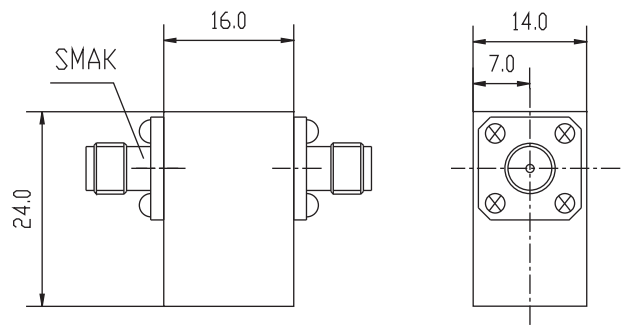
IC17-COAXIAL ISOLATOR



IC18-COAXIAL ISOLATOR

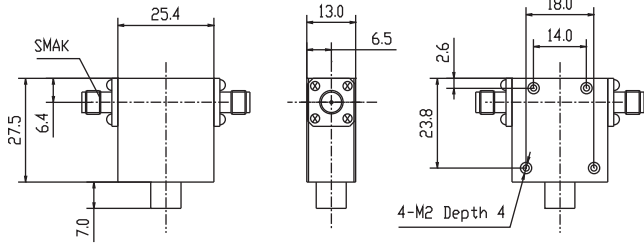


IC19-COAXIAL ISOLATOR

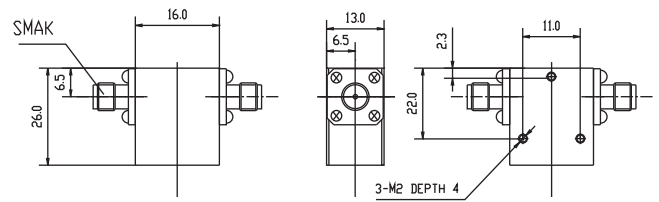


IC20-COAXIAL ISOLATOR

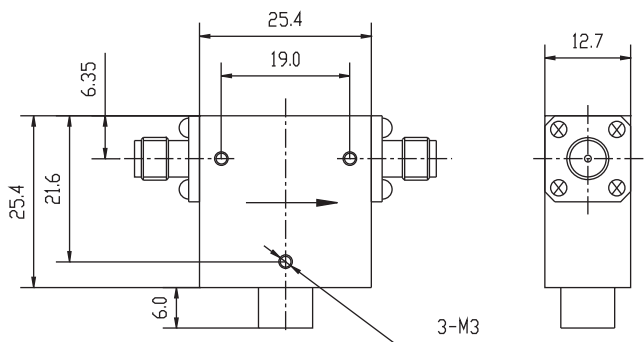
# COAXIAL ISOLATOR



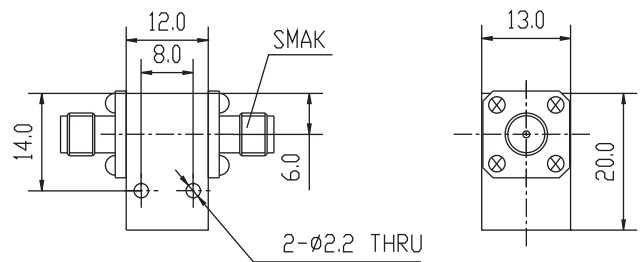
IC21-COAXIAL ISOLATOR



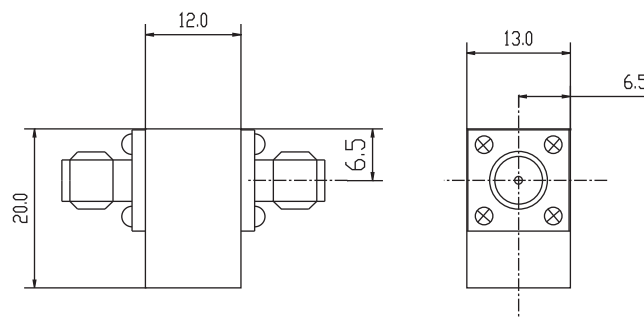
IC22-COAXIAL ISOLATOR



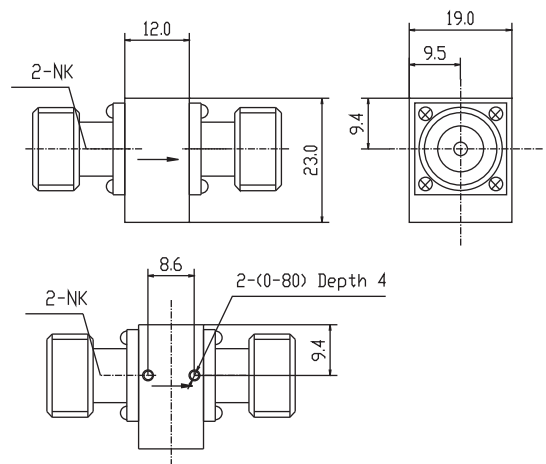
IC23-COAXIAL ISOLATOR



IC24-COAXIAL ISOLATOR



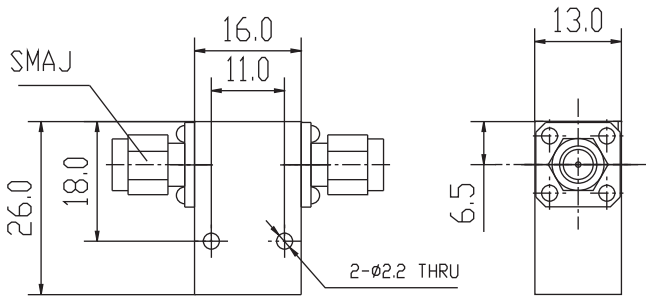
IC25-COAXIAL ISOLATOR



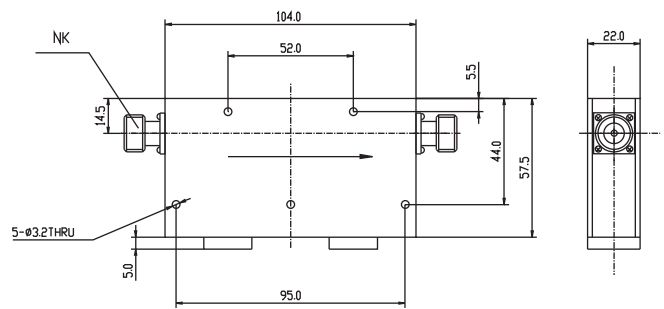
IC26-COAXIAL ISOLATOR



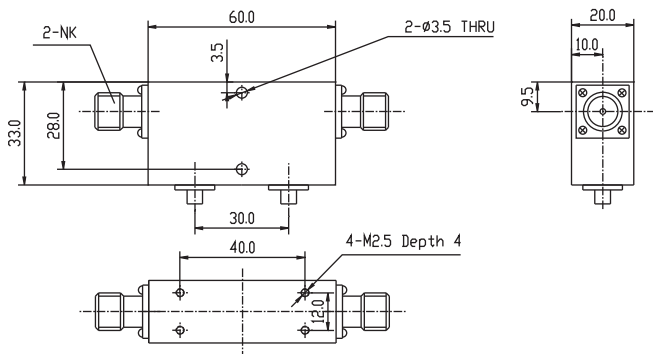
# COAXIAL ISOLATOR



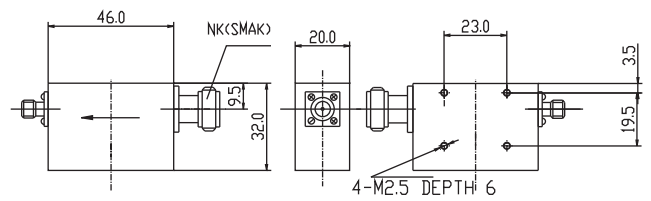
IC27-COAXIAL ISOLATOR



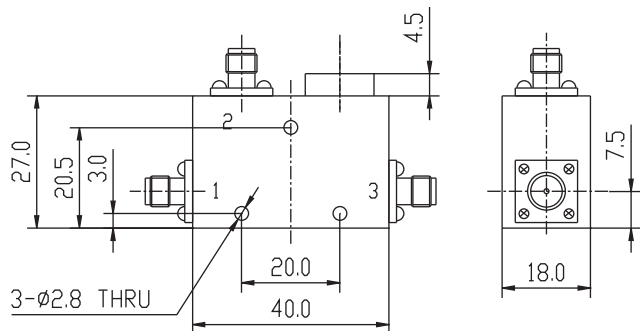
IC28-COAXIAL ISOLATOR



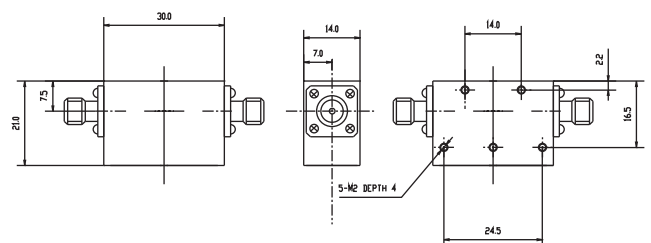
IC29-COAXIAL ISOLATOR



IC30-COAXIAL ISOLATOR

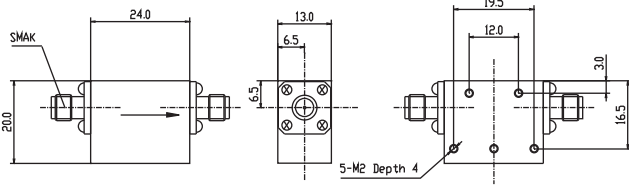


IC31-COAXIAL ISOLATOR

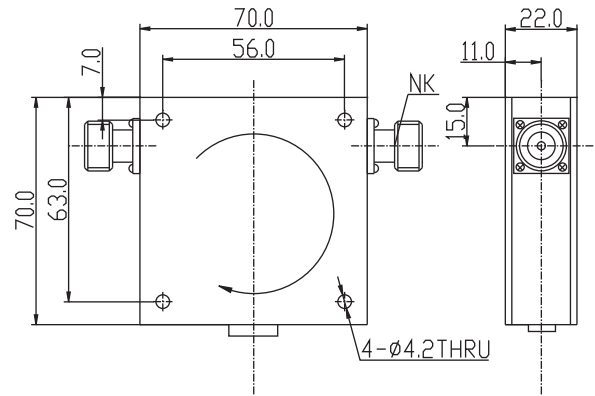


IC32-COAXIAL ISOLATOR

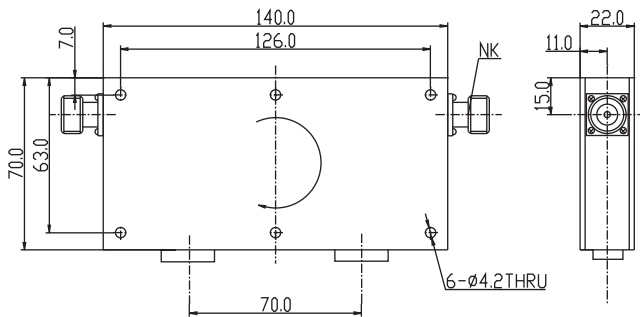
# COAXIAL ISOLATOR



IC33-COAXIAL ISOLATOR



IC34-COAXIAL ISOLATOR



IC35-COAXIAL ISOLATOR



# DROP-IN CIRCULATOR

- Broad Selection of Frequency and Bandwidth (0.3GHz-18GHz, from 3% to Full Bandwidth)
- Wide Variety of Package
- Military, Space and Commercial Applications
- High Power Handling
- High Typical Isolation Above 25dB
- Low Insertion Loss Below 0.3dB
- Wide Operation Temperature Range
- Custom Design Available Upon Request (see select-a-frequency section)



## DROP-IN CIRCULATOR BY APPLICATION

FREQUENCY (GHz)		MODEL	ISOLATION	INS LOSS	VSWR	OPERATING	PWR	IMD (-dBc)MAX	SIZE L*W*H	PACKAGE	ATTENUATION
F1	F2	NUMBER	(dB) MIN	(dB) MAX	MAX	TEMP(°C)	AVG ( W )	@ 2X47dBm	(mm)	CODE	OPTION(dB/100W)
<b>VHF APPLICATION</b>											
0.132	0.144	JCD0132T0144G15	18	0.60	1.30	0-60	150	NO DATA	70*70*15	CD20	20dB/30dB AVAILABLE
0.144	0.148	JCD0144T0148G15	18	0.60	1.30	0-60	150	NO DATA	70*70*15	CD20	20dB/30dB AVAILABLE
0.148	0.156	JCD0148T0156G15	18	0.60	1.30	0-60	150	NO DATA	70*70*15	CD20	20dB/30dB AVAILABLE
0.156	0.174	JCD0156T0174G15	18	0.60	1.30	0-60	150	NO DATA	70*70*15	CD20	20dB/30dB AVAILABLE
<b>UHF / TETRA APPLICATION</b>											
0.300	0.420	JCD0300T0420G15	18	0.50	1.30	-30+60	150	NO DATA	52*58*16	CD01	20dB/30dB AVAILABLE
0.380	0.400	JCD0380T0400G15	25	0.25	1.15	-30+60	150	NO DATA	52*58*16	CD01	20dB/30dB AVAILABLE
0.380	0.460	JCD0380T0460G15	20	0.40	1.25	-30+60	150	NO DATA	52*58*16	CD01	20dB/30dB AVAILABLE
0.410	0.430	JCD0410T0430G15	20	0.40	1.25	-30+60	150	NO DATA	44*50*16	CD02	20dB/30dB AVAILABLE
0.420	0.450	JCD0420T0450G15	25	0.25	1.15	-30+60	150	NO DATA	44*50*16	CD02	20dB/30dB AVAILABLE
0.450	0.470	JCD0450T0470G15	25	0.25	1.15	-30+60	150	NO DATA	44*50*16	CD02	20dB/30dB AVAILABLE
0.470	0.512	JCD0470T0512G15	25	0.25	1.15	-30+60	150	NO DATA	44*50*16	CD02	20dB/30dB AVAILABLE
0.512	0.698	JCD0512T0698G15	20	0.40	1.25	-30+60	150	NO DATA	44*50*16	CD02	20dB/30dB AVAILABLE
0.698	0.806	JCD0698T0806G15	20	0.40	1.25	-30+60	150	NO DATA	44*50*16	CD02	20dB/30dB AVAILABLE
<b>DIGITAL TV APPLICATION</b>											
0.470	0.600	JCD0470T0600G15	20	0.40	1.25	-30+60	150	NO DATA	44*50*16	CD02	20dB/30dB AVAILABLE
<b>RFID APPLICATION</b>											
0.860	0.872	JCD0860T0872M15	23	0.22	1.15	-30+75	150	-75	25.4*25.4*10	CD21	20dB/30dB AVAILABLE
0.860	0.960	JCD0860T0960M15	21	0.30	1.20	-30+75	150	-75	25.4*25.4*10	CD21	20dB/30dB AVAILABLE
0.902	0.928	JCD0902T0928M15	23	0.22	1.15	-30+75	150	-75	25.4*25.4*10	CD21	20dB/30dB AVAILABLE
0.950	0.956	JCD0950T0956M15	23	0.22	1.15	-30+75	150	-75	25.4*25.4*10	CD21	20dB/30dB AVAILABLE
<b>CELLULAR GSM APPLICATION</b>											
0.800	0.960	JCD0800T0960M15	20	0.40	1.25	-20+85	150	-70	25.4*25.4*10	CD21	20dB/30dB AVAILABLE
0.824	0.849	JCD0824T0849M15	23	0.22	1.15	-20+85	150	-75	25.4*25.4*10	CD21	20dB/30dB AVAILABLE
0.824	0.849	JCD0824T0849M10-II	20	0.35	1.20	-20+85	100	-65	19*19*10	CD22	20dB/30dB AVAILABLE
0.869	0.894	JCD0869T0894M15	23	0.22	1.15	-20+85	150	-75	25.4*25.4*10	CD21	20dB/30dB AVAILABLE
0.869	0.894	JCD0869T0894M10-II	20	0.35	1.20	-20+85	100	-65	19*19*10	CD22	20dB/30dB AVAILABLE
0.869	0.960	JCD0869T0960M15	22	0.25	1.20	-20+85	150	-70	25.4*25.4*10	CD21	20dB/30dB AVAILABLE
0.876	0.880	JCD0876T0880M15	22	0.22	1.15	-20+85	150	-75	25.4*25.4*10	CD21	20dB/30dB AVAILABLE
0.876	0.880	JCD0876T0880M10-II	20	0.35	1.20	-20+85	100	-65	19*19*10	CD22	20dB/30dB AVAILABLE
0.880	0.915	JCD0880T0915M15	22	0.22	1.15	-20+85	150	-75	25.4*25.4*10	CD21	20dB/30dB AVAILABLE
0.880	0.915	JCD0880T0915M10-II	20	0.35	1.20	-20+85	100	-65	19*19*10	CD22	20dB/30dB AVAILABLE
0.921	0.925	JCD0921T0925M15	22	0.22	1.15	-20+85	150	-75	25.4*25.4*10	CD21	20dB/30dB AVAILABLE
0.921	0.925	JCD0921T0925M10-II	20	0.35	1.20	-20+85	100	-65	19*19*10	CD22	20dB/30dB AVAILABLE
0.923	0.962	JCD0923T0962M15	22	0.22	1.15	-20+85	150	-75	25.4*25.4*10	CD21	20dB/30dB AVAILABLE
0.923	0.962	JCD0923T0962M10-II	20	0.35	1.20	-20+85	100	-65	19*19*10	CD22	20dB/30dB AVAILABLE
0.925	0.960	JCD0925T0960M15	22	0.22	1.15	-20+85	150	-75	25.4*25.4*10	CD21	20dB/30dB AVAILABLE
0.925	0.960	JCD0925T0960M10-II	20	0.35	1.20	-20+85	100	-65	19*19*10	CD22	20dB/30dB AVAILABLE
0.935	0.960	JCD0935T0960M15	22	0.22	1.15	-20+85	150	-75	25.4*25.4*10	CD21	20dB/30dB AVAILABLE
0.935	0.960	JCD0935T0960M10-II	20	0.35	1.20	-20+85	100	-65	19*19*10	CD22	20dB/30dB AVAILABLE
<b>CELLULAR DCS/PCS APPLICATION</b>											
1.710	1.785	JCD1710T1785M10	22	0.25	1.15	-35+85	100	-70	19*19*10	CD22	20dB/30dB AVAILABLE
1.710	1.785	JCD1710T1785M15-II	22	0.22	1.15	-35+85	150	-75	25.4*25.4*10	CD21	20dB/30dB AVAILABLE
1.803	1.882	JCD1803T1882M10	22	0.25	1.15	-35+85	100	-70	19*19*10	CD22	20dB/30dB AVAILABLE
1.803	1.882	JCD1803T1882M15-II	22	0.22	1.15	-35+85	150	-75	25.4*25.4*10	CD21	20dB/30dB AVAILABLE
1.805	1.880	JCD1805T1880M10	22	0.25	1.15	-35+85	100	-70	19*19*10	CD22	20dB/30dB AVAILABLE
1.805	1.880	JCD1805T1880M15-II	22	0.22	1.15	-35+85	150	-75	25.4*25.4*10	CD21	20dB/30dB AVAILABLE
1.805	1.990	JCD1805T1990M10	21	0.35	1.25	-35+85	100	-70	19*19*10	CD22	20dB/30dB AVAILABLE
1.805	1.990	JCD1805T1990M15-II	21	0.30	1.25	-35+85	150	-75	25.4*25.4*10	CD21	20dB/30dB AVAILABLE
1.850	1.910	JCD1850T1910M10	21	0.25	1.25	-35+85	100	-70	19*19*10	CD22	20dB/30dB AVAILABLE
1.850	1.910	JCD1850T1910M15-II	22	0.25	1.25	-35+85	150	-75	25.4*25.4*10	CD21	20dB/30dB AVAILABLE
1.930	1.990	JCD1930T1990M10	22	0.22	1.15	-35+85	100	-75	19*19*10	CD22	20dB/30dB AVAILABLE
1.930	1.990	JCD1930T1990M15-II	22	0.22	1.15	-35+85	150	-75	25.4*25.4*10	CD21	20dB/30dB AVAILABLE
1.930	1.990	JCD1930T1990M6-II	20	0.35	1.25	-35+85	60	-60	12.7*12.7*8	CD23	20dB/30dB AVAILABLE



**JQL ELECTRONICS INC.**  
 1-888-236-9828 (USA)      1-630-930-9917 (International)      sales@jqlelectronics.com

# DROP-IN CIRCULATOR

## DROP-IN CIRCULATOR BY APPLICATION

FREQUENCY (GHz)		MODEL	ISOLATION	INS LOSS	VSWR	OPERATING	PWR	IMD (-dBc)MAX	SIZE L*W*H	PACKAGE	ATTENUATION
F1	F2	NUMBER	(dB) MIN	(dB) MAX	MAX	TEMP(°C)	AVG (W)	@ 2X47dBm	(mm)	CODE	OPTION(dB/100W)
<b>CELLULAR UMTS/CDMA APPLICATION</b>											
2.080	2.200	JCD2080T2200M10	22	0.22	1.15	-35~+85	100	-75	19*19*10	CD22	20 / 30 AVAILABLE
2.080	2.200	JCD2080T2200M10-II	22	0.22	1.15	-35~+85	100	-75	25.4*25.4*10	CD21	20 / 30 AVAILABLE
2.110	2.170	JCD2110T2170M10	22	0.22	1.15	-35~+85	100	-75	19*19*10	CD22	20 / 30 AVAILABLE
2.110	2.170	JCD2110T2170M10-II	22	0.22	1.15	-35~+85	100	-75	25.4*25.4*10	CD21	20 / 30 AVAILABLE
2.110	2.170	JCD2110T2170M6-III	22	0.22	1.15	-35~+85	60	-60	12.7*12.7*8	CD23	20 / 30 AVAILABLE
<b>WIMAX APPLICATION</b>											
2.300	2.500	JCD2300T2500M10	21	0.25	1.25	-35~+85	100	-75	19*19*10	CD22	20 / 30 AVAILABLE
2.300	2.500	JCD2300T2500M10-II	22	0.25	1.25	-35~+85	100	-75	25.4*25.4*10	CD21	20 / 30 AVAILABLE
2.496	2.690	JCD2496T2690M10	21	0.25	1.25	-35~+85	100	-75	19*19*10	CD22	20 / 30 AVAILABLE
2.496	2.690	JCD2496T2690M10-II	22	0.25	1.25	-35~+85	100	-75	25.4*25.4*10	CD21	20 / 30 AVAILABLE
2.500	2.700	JCD2500T2700M10	21	0.25	1.25	-35~+85	100	-75	19*19*10	CD22	20 / 30 AVAILABLE
2.500	2.700	JCD2500T2700M10-II	22	0.25	1.25	-35~+85	100	-75	25.4*25.4*10	CD21	20 / 30 AVAILABLE
3.100	3.500	JCD3100T3500M0-II	20	0.40	1.20	-35~+85	5	NO DATA	12.7*12.7*8	CD23	N/A
3.300	3.500	JCD3300T3500G6	23	0.30	1.20	-35~+85	60	NO DATA	19*19*7.7	CD16	N/A
3.300	3.500	JCD3300T3500M0-II	20	0.40	1.20	-35~+85	5	NO DATA	12.7*12.7*8	CD23	N/A
3.300	3.800	JCD3300T3800G6	21	0.40	1.25	-35~+85	60	NO DATA	19*19*7.7	CD16	N/A
3.300	3.800	JCD3300T3800M0-II	20	0.40	1.25	-35~+85	5	NO DATA	12.7*12.7*8	CD23	N/A
3.400	3.600	JCD3400T3600G6	23	0.30	1.20	-35~+85	60	NO DATA	19*19*7.7	CD16	N/A
3.400	3.600	JCD3400T3600M0-II	20	0.40	1.20	-35~+85	5	NO DATA	12.7*12.7*8	CD23	N/A

## DROP-IN CIRCULATOR

FREQUENCY (GHz)		MODEL	ISOLATION	INS LOSS	VSWR	OPERATING	PWR	SIZE L*W*H	PACKAGE
F1	F2	NUMBER	(dB) MIN	(dB) MAX	MAX	TEMP(°C)	AVG (W)	(mm)	CODE
0.132	0.144	JCD0132T0144G15	18	0.60	1.30	0~60	150	70*70*15	CD20
0.144	0.148	JCD0144T0148G15	18	0.60	1.30	0~60	150	70*70*15	CD20
0.148	0.156	JCD0148T0156G15	18	0.60	1.30	0~60	150	70*70*15	CD20
0.156	0.174	JCD0156T0174G15	18	0.60	1.30	0~60	150	70*70*15	CD20
0.300	0.400	JCD0300T0400G6	15	0.70	1.25	-40~+85	60	44*50*16	CD02
0.300	0.420	JCD0300T0420G15	18	0.50	1.30	-30~+60	150	52*58*16	CD01
0.380	0.400	JCD0380T0400G15	25	0.25	1.15	-30~+60	150	52*58*16	CD01
0.380	0.450	JCD0380T0450G15	18	0.50	1.25	-10~+60	150	52*58*16	CD01
0.380	0.460	JCD0380T0460G15	20	0.40	1.25	-30~+60	150	52*58*16	CD01
0.400	0.500	JCD0400T0500G6	18	0.60	1.25	-40~+85	60	44*50*16	CD02
0.410	0.430	JCD0410T0430G15	20	0.40	1.25	-30~+60	150	44*50*16	CD02
0.420	0.450	JCD0420T0450G15	25	0.25	1.15	-30~+60	150	44*50*16	CD02
0.450	0.470	JCD0450T0470G15	25	0.25	1.15	-30~+60	150	44*50*16	CD02
0.470	0.512	JCD0470T0512G15	25	0.25	1.15	-30~+60	150	44*50*16	CD02
0.512	0.698	JCD0512T0698G15	20	0.40	1.25	-30~+60	150	44*50*16	CD02
0.698	0.806	JCD0698T0806G15	20	0.40	1.25	-30~+60	150	44*50*16	CD02
0.470	0.600	JCD0470T0600G15	20	0.40	1.25	-30~+60	150	44*50*16	CD02
0.858	0.878	JCD0858T0878S10	20	0.40	1.20	-30~+70	100	25.4*25.4*6.8	CD08
0.860	0.872	JCD0860T0872M15	23	0.22	1.15	-30~+75	150	25.4*25.4*10	CD21
0.860	0.960	JCD0860T0960M15	21	0.30	1.20	-30~+75	150	25.4*25.4*10	CD21
0.902	0.928	JCD0902T0928M15	23	0.22	1.15	-30~+75	150	25.4*25.4*10	CD21
0.950	0.956	JCD0950T0956M15	23	0.22	1.15	-30~+75	150	25.4*25.4*10	CD21
0.800	0.960	JCD0800T0960M15	20	0.40	1.25	-20~+85	150	25.4*25.4*10	CD21
0.824	0.849	JCD0824T0849M15	23	0.22	1.15	-20~+85	150	25.4*25.4*10	CD21
0.824	0.849	JCD0824T0849M10-II	20	0.35	1.20	-20~+85	100	19*19*10	CD22
0.850	0.875	JCD0850T0875S10	20	0.40	1.20	-30~+70	100	25.4*25.4*6.8	CD08
0.869	0.894	JCD0869T0894G3	23	0.35	1.20	-30~+70	30	20*20*8.6	CD03
0.869	0.894	JCD0869T0894G10	23	0.30	1.20	-30~+70	100	25.4*25.4*6.8	CD08
0.869	0.894	JCD0869T0894G6	25	0.30	1.20	-30~+70	60	25.4*25.4*12	CD09
0.869	0.894	JCD0869T0894M15	23	0.22	1.15	-20~+85	150	25.4*25.4*10	CD21
0.869	0.894	JCD0869T0894M10-II	20	0.35	1.20	-20~+85	100	19*19*10	CD22
0.869	0.960	JCD0869T0960M15	22	0.25	1.20	-20~+85	150	25.4*25.4*10	CD21
0.876	0.880	JCD0876T0880M15	22	0.22	1.15	-20~+85	150	25.4*25.4*10	CD21
0.876	0.880	JCD0876T0880M10-II	20	0.35	1.20	-20~+85	100	19*19*10	CD22
0.880	0.915	JCD0880T0915M15	22	0.22	1.15	-20~+85	150	25.4*25.4*10	CD21
0.880	0.915	JCD0880T0915M10-II	20	0.35	1.20	-20~+85	100	19*19*10	CD22
0.890	0.960	JCD0890T0960S10	20	0.40	1.20	-20~+85	100	25.4*25.4*6.8	CD08
0.902	0.928	JCD0902T0928S10	23	0.30	1.20	-30~+70	100	25.4*25.4*6.8	CD08
0.921	0.925	JCD0921T0925M15	22	0.22	1.15	-20~+85	150	25.4*25.4*10	CD21
0.921	0.925	JCD0921T0925M10-II	20	0.35	1.20	-20~+85	100	19*19*10	CD22
0.923	0.962	JCD0923T0962M15	22	0.22	1.15	-20~+85	150	25.4*25.4*10	CD21
0.923	0.962	JCD0923T0962M10-II	20	0.35	1.20	-20~+85	100	19*19*10	CD22



500 Lake Cook Road, Suite 350, Deerfield, IL 60015, USA  
 Tel:1(888)236-9828/ 1(630)930-9917 Fax:1(630)823-2902  
 Website:www.jqlelectronics.com email: sales@jqlelectronics.com

# DROP-IN CIRCULATOR

DROP-IN CIRCULATOR									
FREQUENCY (GHz)		MODEL	ISOLATION	INS LOSS	VSWR	OPERATING	PWR	SIZE L*W*H	PACKAGE
F1	F2	NUMBER	(dB) MIN	(dB) MAX	MAX	TEMP(°C)	AVG (W)	(mm)	CODE
0.925	0.960	JCD0925T0960G3	23	0.35	1.20	-30~+70	30	20*20*8.6	CD03
0.925	0.960	JCD0925T0960G10	23	0.30	1.20	-30~+70	100	25.4*25.4*6.8	CD08
0.925	0.960	JCD0925T0960G6	25	0.30	1.20	-30~+70	60	25.4*25.4*12	CD09
0.925	0.960	JCD0925T0960M15	22	0.22	1.15	-20~+85	150	25.4*25.4*10	CD21
0.925	0.960	JCD0925T0960M10-II	20	0.35	1.20	-20~+85	100	19*19*10	CD22
0.935	0.960	JCD0935T0960M15	22	0.22	1.15	-20~+85	150	25.4*25.4*10	CD21
0.935	0.960	JCD0935T0960M10-II	20	0.35	1.20	-20~+85	100	19*19*10	CD22
0.962	1.213	JCD0962T1213G10	20	0.50	1.25	-30~+70	100	30*33*12	CD06
0.980	1.080	JCD0980T1080G6	20	0.40	1.25	-30~+70	60	25.4*28.5*12	CD07
0.980	1.080	JCD0980T1080G6-B	20	0.40	1.20	-30~+70	60	25.4*25.4*12	CD09
1.030	1.090	JCD1030T1090G10	23	0.30	1.20	-30~+70	100	30*33*12	CD06
1.030	1.090	JCD1030T1090G6	20	0.40	1.20	-30~+70	60	25.4*25.4*12	CD09
1.080	1.195	JCD1080T1195G6	20	0.40	1.20	-30~+70	60	25.4*25.4*12	CD09
1.200	1.400	JCD1200T1400G6	20	0.40	1.20	-30~+70	60	25.4*25.4*12	CD09
1.300	1.400	JCD1300T1400G6	20	0.40	1.20	-40~+85	60	25.4*25.4*12	CD09
1.435	1.535	JCD1435T1535G6	20	0.40	1.20	-30~+70	60	25.4*25.4*12	CD10
1.525	1.559	JCD1525T1559G6	23	0.30	1.20	-30~+70	60	20*25.4*12	CD11
1.710	1.785	JCD1710T1785M10	22	0.25	1.15	-35~+85	100	19*19*10	CD22
1.710	1.785	JCD1710T1785M15-II	22	0.22	1.15	-35~+85	150	25.4*25.4*10	CD21
1.803	1.882	JCD1803T1882M10	22	0.25	1.15	-35~+85	100	19*19*10	CD22
1.803	1.882	JCD1803T1882M15-II	22	0.22	1.15	-35~+85	150	25.4*25.4*10	CD21
1.805	1.880	JCD1805T1880M10	22	0.25	1.15	-35~+85	100	19*19*10	CD22
1.805	1.880	JCD1805T1880M15-II	22	0.22	1.15	-35~+85	150	25.4*25.4*10	CD21
1.805	1.880	JCD1805T1880G6	25	0.30	1.20	-30~+70	60	19*19*8.2	CD12
1.805	1.880	JCD1805T1880S6	23	0.30	1.20	-30~+70	60	19*19*5.6	CD13
1.805	1.990	JCD1805T1990M10	21	0.35	1.25	-35~+85	100	19*19*10	CD22
1.805	1.990	JCD1805T1990M15-II	21	0.30	1.25	-35~+85	150	25.4*25.4*10	CD21
1.850	1.910	JCD1850T1910M10	21	0.25	1.25	-35~+85	100	19*19*10	CD22
1.850	1.910	JCD1850T1910M15-II	22	0.25	1.25	-35~+85	150	25.4*25.4*10	CD21
1.900	2.030	JCD1900T2030G6	25	0.30	1.20	-30~+70	60	19*19*8.2	CD12
1.900	2.030	JCD1900T2030S6	23	0.30	1.20	-30~+70	60	19*19*5.6	CD13
1.930	1.990	JCD1930T1990M10	22	0.22	1.15	-35~+85	100	19*19*10	CD22
1.930	1.990	JCD1930T1990M15-II	22	0.22	1.15	-35~+85	150	25.4*25.4*10	CD21
1.930	1.990	JCD1930T1990M6-III	20	0.35	1.25	-35~+85	60	12.7*12.7*8	CD23
1.930	1.990	JCD1930T1990G6	25	0.30	1.20	-30~+70	60	19*19*8.2	CD12
1.930	1.990	JCD1930T1990S6	23	0.30	1.20	-30~+70	60	19*19*5.6	CD13
1.960	2.170	JCD1960T2170G6	20	0.40	1.20	-30~+70	60	25.4*25.4*12	CD10
2.070	2.140	JCD2070T2140G6	25	0.30	1.20	-30~+70	60	19*19*8.2	CD12
2.070	2.140	JCD2070T2140S6	23	0.30	1.20	-30~+70	60	19*19*5.6	CD13
2.080	2.200	JCD2080T2200M10	22	0.22	1.15	-35~+85	100	19*19*10	CD22
2.080	2.200	JCD2080T2200M10-II	22	0.22	1.15	-35~+85	100	25.4*25.4*10	CD21
2.080	2.200	JCD2080T2200M6-III	20	0.30	1.25	-35~+85	60	12.7*12.7*8	CD23
2.095	2.185	JCD2095T2185G6	25	0.30	1.20	-30~+70	60	19*19*8.2	CD12
2.095	2.185	JCD2095T2185S6	23	0.30	1.20	-30~+70	60	19*19*5.6	CD13
2.100	2.300	JCD2100T2300G6	20	0.40	1.20	-30~+70	60	25.4*25.4*12	CD10
2.100	2.300	JCD2100T2300G2	23	0.30	1.20	-30~+70	20	20*25*11.5	CD15
2.110	2.170	JCD2110T2170M10	22	0.22	1.15	-35~+85	100	19*19*10	CD22
2.110	2.170	JCD2110T2170M10-II	22	0.22	1.15	-35~+85	100	25.4*25.4*10	CD21
2.110	2.170	JCD2110T2170M6-III	22	0.22	1.15	-35~+85	60	12.7*12.7*8	CD23
2.200	2.300	JCD2200T2300G6	20	0.40	1.25	-30~+70	60	19*19*8.2	CD12
2.200	2.300	JCD2200T2300S6	20	0.40	1.25	-30~+70	60	19*19*5.6	CD13
2.300	2.500	JCD2300T2500M10	21	0.25	1.25	-35~+85	100	19*19*10	CD22
2.300	2.500	JCD2300T2500M10-II	22	0.25	1.25	-35~+85	100	25.4*25.4*10	CD21
2.400	2.500	JCD2400T2500S6	23	0.35	1.20	-30~+70	60	19*19*5.6	CD13
2.496	2.690	JCD2496T2690M10	21	0.25	1.25	-35~+85	100	19*19*10	CD22
2.496	2.690	JCD2496T2690M10-II	22	0.25	1.25	-35~+85	100	25.4*25.4*10	CD21
2.500	2.700	JCD2500T2700M10	21	0.25	1.25	-35~+85	100	19*19*10	CD22
2.500	2.700	JCD2500T2700M10-II	22	0.25	1.25	-35~+85	100	25.4*25.4*10	CD21
2.500	2.700	JCD2500T2700G2	23	0.30	1.20	-30~+70	20	20*25*11.5	CD15
2.500	2.800	JCD2500T2800S1	20	0.50	1.25	-40~+80	10	19*19*5.6	CD13
2.700	2.900	JCD2700T2900G2	23	0.30	1.20	-30~+70	20	20*25*11.5	CD15
2.800	3.300	JCD2800T3300G2	18	0.60	1.25	-30~+70	20	25*26*11.5	CD14
2.850	3.550	JCD2850T3550G2	22	0.40	1.20	-15~+50	20	25*26*11.5	CD14
2.900	3.100	JCD2900T3100G2	20	0.40	1.25	-30~+70	20	25*26*11.5	CD14



**JQL ELECTRONICS INC.**  
 1-888-236-9828 (USA)      1-630-930-9917 (International)      sales@jqlelectronics.com

# DROP-IN CIRCULATOR

## DROP-IN CIRCULATOR

FREQUENCY (GHz)		MODEL	ISOLATION	INS LOSS	VSWR	OPERATING	PWR	SIZE L*W*H	PACKAGE
F1	F2	NUMBER	(dB) MIN	(dB) MAX	MAX	TEMP ( °C )	AVG ( W )	(mm)	CODE
3.000	3.400	JCD3000T3400G2	20	0.40	1.25	-30~+70	20	25*26*11.5	CD14
3.100	3.500	JCD3100T3500M0-II	20	0.40	1.20	-35~+85	5	12.7*12.7*8	CD23
3.300	3.500	JCD3300T3500G6	23	0.30	1.20	-35~+85	60	19*19*7.7	CD16
3.300	3.500	JCD3300T3500M0-II	20	0.40	1.20	-35~+85	5	12.7*12.7*8	CD23
3.300	3.700	JCD3300T3700S2	22	0.45	1.22	-40~+85	25	19*19*7.7	CD16
3.300	3.800	JCD3300T3800G6	21	0.40	1.25	-35~+85	60	19*19*7.7	CD16
3.300	3.800	JCD3300T3800S2	20	0.30	1.20	-30~+70	20	19*19*7.7	CD16
3.300	3.800	JCD3300T3800G2	20	0.30	1.20	-40~+75	20	16*22*10.5	CD17
3.300	3.800	JCD3300T3800M0-II	20	0.40	1.25	-35~+85	5	12.7*12.7*8	CD23
3.400	3.600	JCD3400T3600G6	23	0.30	1.20	-35~+85	60	19*19*7.7	CD16
3.400	3.600	JCD3400T3600M0-II	20	0.40	1.20	-35~+85	5	12.7*12.7*8	CD23
3.400	3.700	JCD3400T3700G2	23	0.30	1.20	-30~+70	20	19*19*7.7	CD16
3.600	4.200	JCD3600T4200G2	20	0.40	1.20	-40~+75	20	16*22*10.5	CD17
3.700	4.200	JCD3700T4200G2	20	0.40	1.20	-40~+75	20	16*22*10.5	CD17
3.700	4.300	JCD3700T4300G2	20	0.40	1.20	-40~+75	20	16*22*10.5	CD17
4.200	4.400	JCD4200T4400G2-B	23	0.30	1.20	-30~+70	20	19*19*7.7	CD16
4.200	4.400	JCD4200T4400G2	23	0.30	1.20	-40~+75	20	16*22*10.5	CD17
4.350	4.550	JCD4350T4550G2	23	0.30	1.20	-40~+75	20	16*22*10.5	CD17
4.400	5.000	JCD4400T5000G2	20	0.40	1.20	-40~+75	20	16*22*10.5	CD17
4.400	5.000	JCD4400T5000G1	20	0.50	1.25	-40~+75	10	12.7*12.7*6	CD18
4.400	5.200	JCD4400T5200S2	20	0.50	1.25	-40~+85	25	19*19*7.7	CD16
4.500	4.700	JCD4500T4700G2	23	0.30	1.20	-40~+75	20	16*22*10.5	CD17
4.500	4.700	JCD4500T4700G1	23	0.40	1.20	-40~+75	10	12.7*12.7*6	CD18
4.750	5.250	JCD4750T5250G2	20	0.40	1.20	-40~+75	20	16*22*10.5	CD17
4.750	5.250	JCD4750T5250G1	20	0.50	1.25	-40~+75	10	12.7*12.7*6	CD18
5.150	5.650	JCD5150T5650G2	20	0.40	1.20	-40~+75	20	16*22*10.5	CD17
5.150	5.650	JCD5150T5650G1	20	0.50	1.25	-40~+75	10	12.7*12.7*6	CD18
5.400	5.900	JCC5400T5900G2	20	0.40	1.20	-40~+75	20	16*22*10.5	CD17
5.400	5.900	JCC5400T5900G1	20	0.50	1.25	-40~+75	10	12.7*12.7*6	CD18
5.845	6.425	JCD5845T6425G2	20	0.40	1.20	-40~+75	20	16*22*10.5	CD17
5.845	6.425	JCD5845T6425G1	20	0.50	1.25	-40~+75	10	12.7*12.7*6	CD18
5.900	6.400	JCD5900T6400G2	20	0.40	1.20	-40~+75	20	16*22*10.5	CD17
5.900	6.400	JCD5900T6400G1	20	0.50	1.25	-40~+75	10	12.7*12.7*6	CD18
6.600	7.300	JCD6600T7300G1	19	0.50	1.25	-40~+75	10	12.7*12.7*6	CD18
6.900	7.600	JCD6900T7600G1	19	0.50	1.25	-40~+75	10	12.7*12.7*6	CD18
7.000	7.500	JCD7000T7500G1	20	0.40	1.20	-40~+75	10	12.7*17*8	CD19
7.000	7.700	JCD7000T7700G1	20	0.40	1.20	-40~+75	10	12.7*17*8	CD19
7.100	7.700	JCD7100T7700G1	20	0.40	1.20	-40~+75	10	12.7*17*8	CD19
7.125	7.875	JCD7125T7875G1	20	0.40	1.20	-40~+75	10	12.7*17*8	CD19
7.500	8.400	JCD7500T8400G1	20	0.40	1.20	-40~+75	10	12.7*17*8	CD19
7.800	8.600	JCD7800T8600G1	20	0.40	1.20	-40~+75	10	12.7*17*8	CD19
8.000	8.500	JCD8000T8500G1	20	0.40	1.25	-40~+75	10	8.9*12.5*7.8	CD04
8.000	8.500	JCD8000T8500G1-B	20	0.50	1.25	-40~+75	10	8.9*12.5*5.6	CD05
8.600	9.600	JCD8600T9600G1	20	0.40	1.25	-40~+75	10	8.9*12.5*7.8	CD04
8.600	9.600	JCD8600T9600G1-B	20	0.50	1.25	-40~+75	10	8.9*12.5*5.6	CD05
9.000	10.500	JCD9000T10K5G1	18	0.50	1.25	-40~+75	10	8.9*12.5*7.8	CD04
9.200	9.900	JCD9200T9900G1	20	0.40	1.25	-40~+75	10	8.9*12.5*7.8	CD04
9.200	9.900	JCD9200T9900G1-B	20	0.50	1.25	-40~+75	10	8.9*12.5*5.6	CD05
9.500	10.500	JCD9500T10K5G1	20	0.40	1.25	-40~+75	10	8.9*12.5*7.8	CD04
9.500	10.500	JCD9500T10K5G1-B	20	0.50	1.25	-40~+75	10	8.9*12.5*5.6	CD05
10.400	11.300	JCD10K4T11K3G1	20	0.40	1.25	-40~+75	10	8.9*12.5*7.8	CD04
10.400	11.300	JCD10K4T11K3G1-B	20	0.50	1.25	-40~+75	10	8.9*12.5*5.6	CD05
10.700	11.950	JCD10K7T12K0G1	20	0.40	1.25	-40~+75	10	8.9*12.5*7.8	CD04
10.700	11.950	JCD10K7T12K0G1-B	20	0.50	1.25	-40~+75	10	8.9*12.5*5.6	CD05
11.500	12.950	JCD11K5T13K0G1	20	0.40	1.25	-40~+75	10	8.9*12.5*7.8	CD04
11.500	12.950	JCD11K5T13K0G1-B	20	0.50	1.25	-40~+75	10	8.9*12.5*5.6	CD05
12.100	12.800	JCD12K1T12K8G1	20	0.40	1.25	-40~+75	10	8.9*12.5*7.8	CD04
12.100	12.800	JCD12K1T12K8G1-B	20	0.50	1.25	-40~+75	10	8.9*12.5*5.6	CD05
12.700	13.500	JCD12K7T13K5G1	20	0.40	1.25	-40~+75	10	8.9*12.5*7.8	CD04
12.700	13.500	JCD12K7T13K5G1-B	20	0.50	1.25	-40~+75	10	8.9*12.5*5.6	CD05
12.750	14.500	JCD12K7T14K5G1	20	0.40	1.25	-40~+75	10	8.9*12.5*7.8	CD04
12.750	14.500	JCD12K7T14K5G1-B	20	0.50	1.25	-40~+75	10	8.9*12.5*5.6	CD05
13.400	15.000	JCD13K4T15K0G2	20	0.50	1.22	-45~+85	20	8.9*12.5*5.6	CD05
17.200	17.900	JCD17K2T17K9G1	20	0.40	1.25	-40~+75	10	8.9*12.5*7.8	CD04
17.200	17.900	JCD17K2T17K9G1-B	20	0.50	1.25	-40~+75	10	8.9*12.5*5.6	CD05
17.300	18.100	JCD17K3T18K1G1	20	0.40	1.25	-40~+75	10	8.9*12.5*7.8	CD04
17.300	18.100	JCD17K3T18K1G1-B	20	0.50	1.25	-40~+75	10	8.9*12.5*5.6	CD05

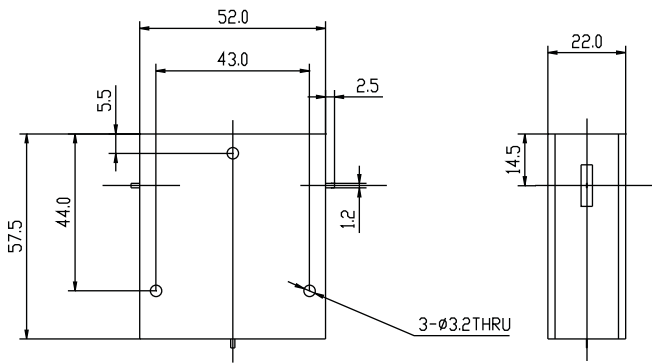


500 Lake Cook Road, Suite 350, Deerfield, IL 60015, USA  
 Tel:1(888)236-9828/ 1(630)930-9917 Fax:1(630)823-2902  
 Website:www.jqlelectronics.com email: sales@jqlelectronics.com

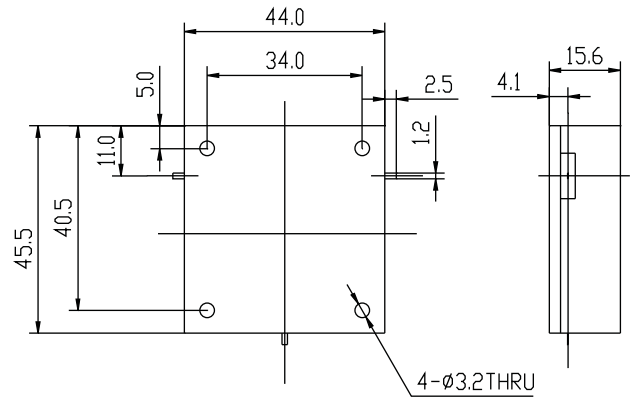
# DROP-IN CIRCULATOR

SELECT-A-FREQUENCY DROP-IN CIRCULATOR

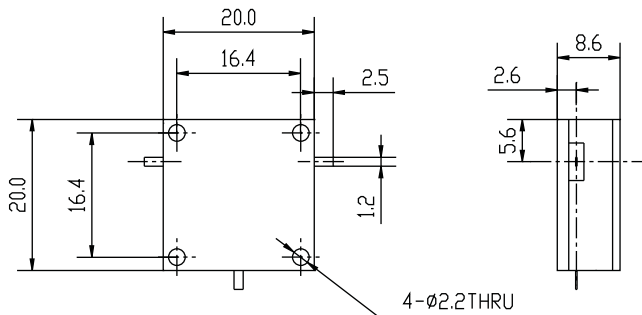
FREQUENCY (GHz)		BANDWIDTH	ISOLATION	INS LOSS	VSWR	OPERATING	PWR HANDLING
F1	F2	UP TO	(dB) MIN	(dB) MAX	MAX	TEMP (°C)	( W )
0.300	0.800	30MHz	23	0.30	1.20	-15~+60	150
0.800	1.000	70MHz	23	0.30	1.20	-15~+60	100
1.000	2.400	25MHz	25	0.30	1.20	-30~+70	60
1.000	2.400	70MHz	23	0.30	1.20	-30~+70	60
1.000	2.400	200MHz	20	0.40	1.20	-30~+70	60
2.000	3.500	200MHz	23	0.30	1.20	-30~+70	60
2.000	3.500	400MHz	20	0.40	1.20	-30~+70	60
3.000	8.000	300MHz	23	0.30	1.20	-40~+75	15
3.000	8.000	600MHz	20	0.40	1.20	-40~+75	15
7.000	18.000	300MHz	23	0.30	1.20	-40~+75	10
7.000	18.000	1000MHz	20	0.40	1.20	-40~+75	10



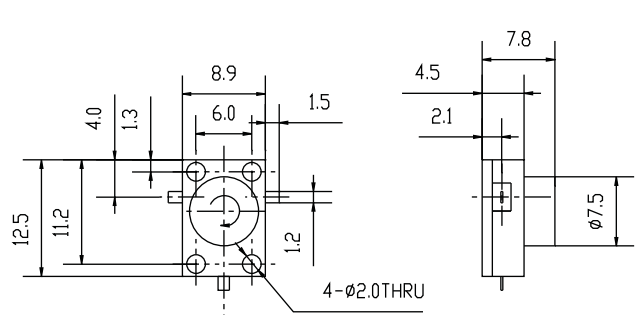
CD01-DROP-IN CIRCULATOR



CD02-DROP-IN CIRCULATOR



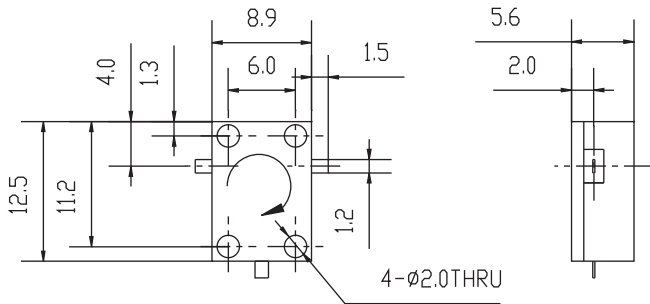
CD03-DROP-IN CIRCULATOR



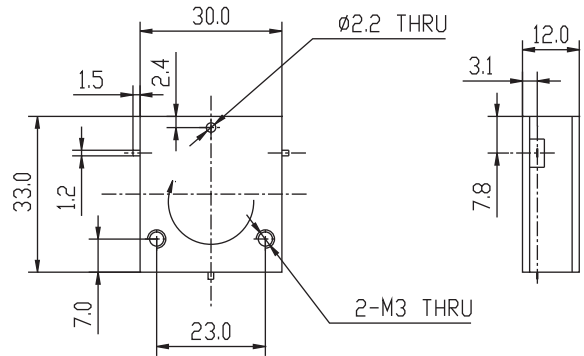
CD04-DROP-IN CIRCULATOR



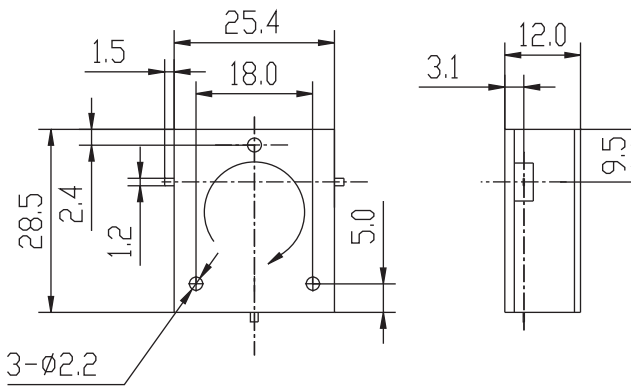
# DROP-IN CIRCULATOR



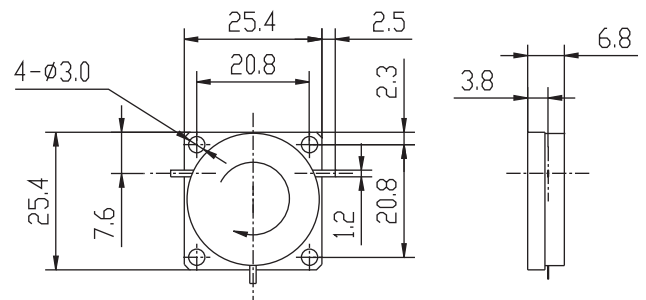
CD05-DROP-IN CIRCULATOR



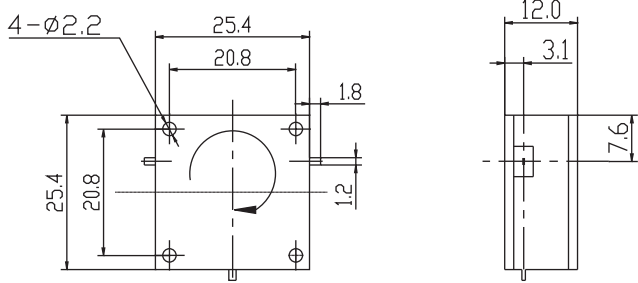
CD06-DROP-IN CIRCULATOR



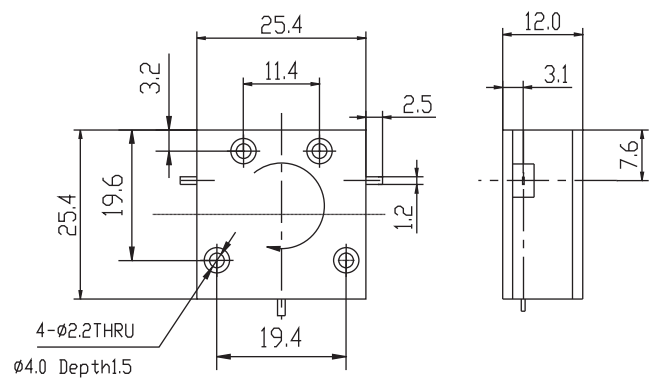
CD07-DROP-IN CIRCULATOR



CD08-DROP-IN CIRCULATOR



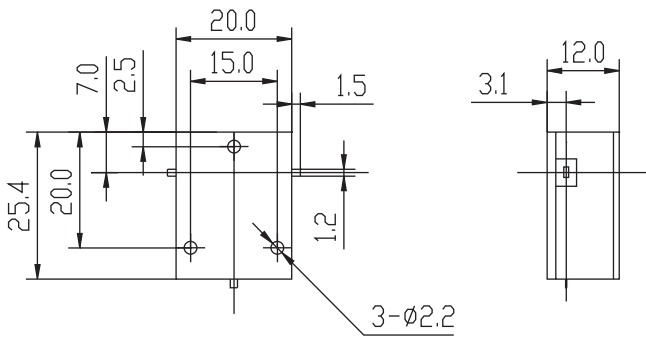
CD09-DROP-IN CIRCULATOR



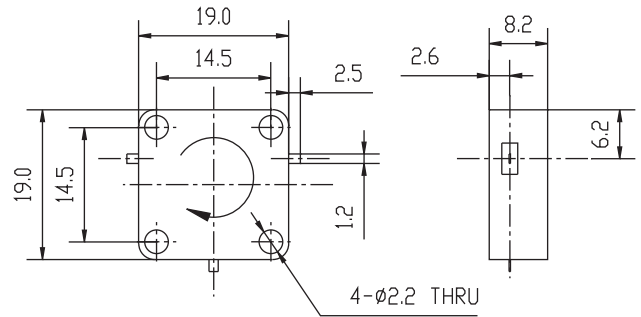
CD10-DROP-IN CIRCULATOR



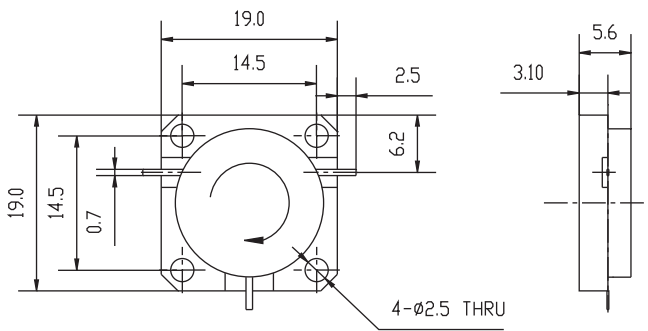
# DROP-IN CIRCULATOR



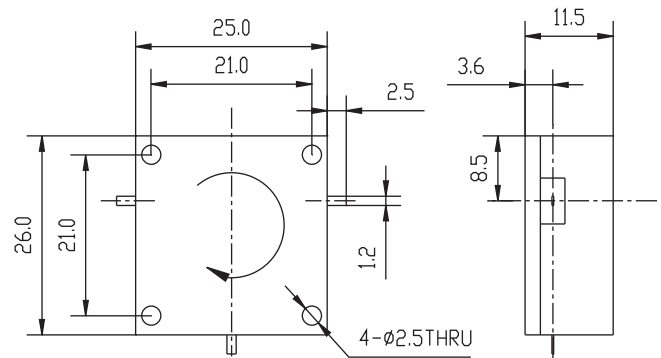
CD11-DROP-IN CIRCULATOR



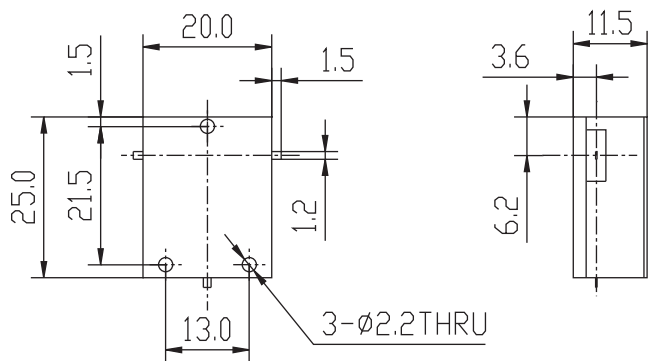
CD12-DROP-IN CIRCULATOR



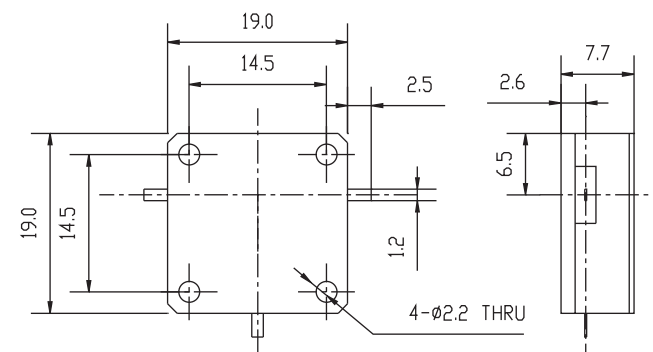
CD13-DROP-IN CIRCULATOR



CD14-DROP-IN CIRCULATOR



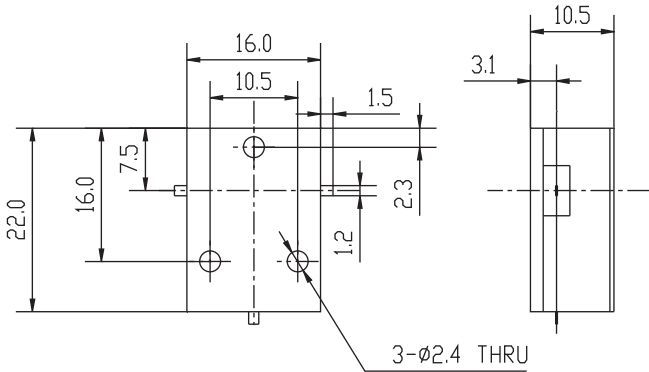
CD15-DROP-IN CIRCULATOR



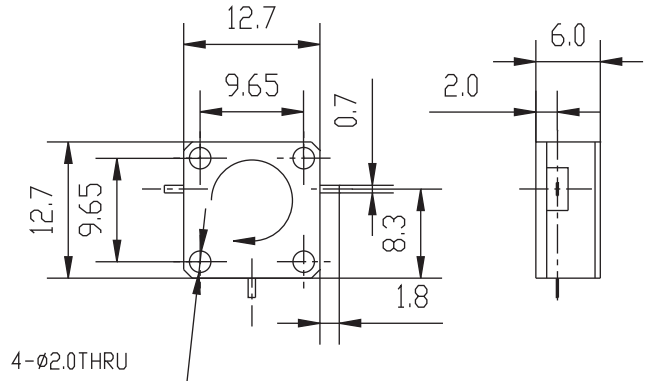
CD16-DROP-IN CIRCULATOR



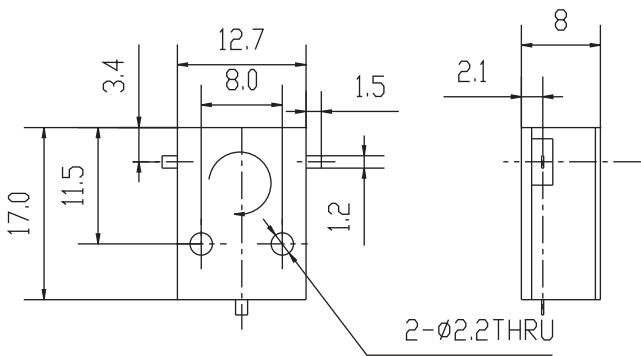
# DROP-IN CIRCULATOR



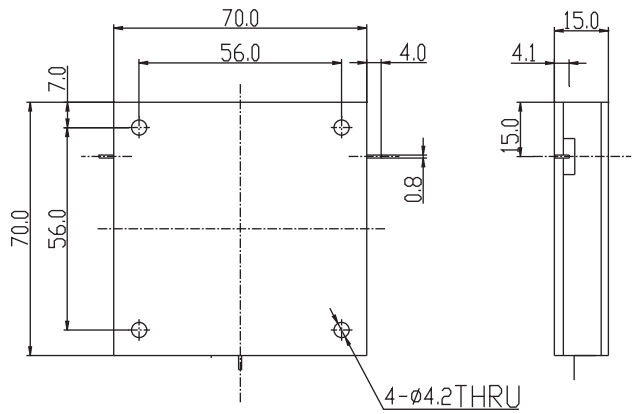
CD17-DROP-IN CIRCULATOR



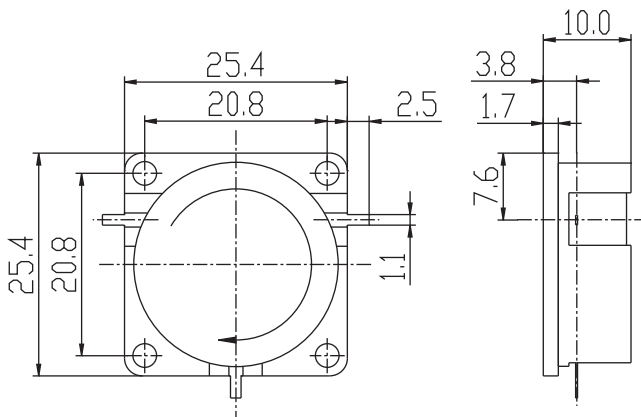
CD18-DROP-IN CIRCULATOR



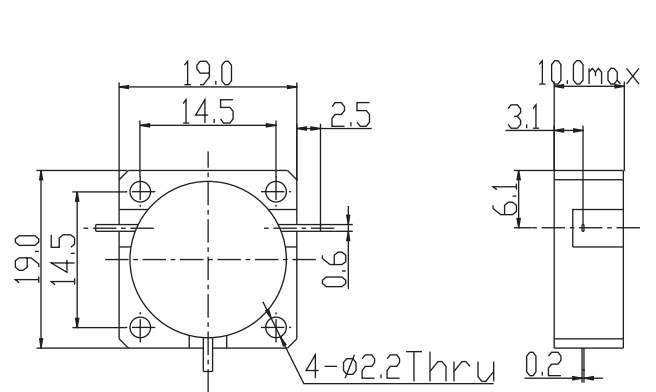
CD19-DROP-IN CIRCULATOR



CD20-DROP-IN CIRCULATOR



CD21-DROP-IN CIRCULATOR

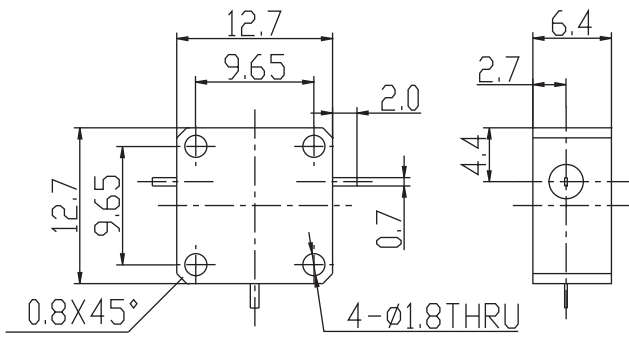


CD22-DROP-IN CIRCULATOR





# DROP-IN CIRCULATOR



CD23-DROP-IN CIRCULATOR

# DROP-IN ISOLATOR

- Broad Selection of Frequency and Bandwidth (0.3Ghz-18Ghz, from 3% to Full Bandwidth)
- Wide Variety of Packages
- Military, Space and Commercial Applications
- High Power Handling available
- Attenuator Option
- High Typical Isolation Above 25dB
- Low Typical Insertion Loss Below 0.3dB
- Wide Operation Temperature Range
- Custom Design Available Upon Request (see select-a-frequency section)



## DROP-IN ISOLATOR BY APPLICATION

FREQUENCY (GHz)		MODEL	ISOLATION	INS LOSS	VSWR	OPERATING	PWR	IMD (-dBc)MAX	SIZE L*W*H	PACKAGE
F1	F2	NUMBER	(dB) MIN	(dB) MAX	MAX	TEMP(°C)	FWD/REV ( W )	@ 2X47dBm	(mm)	CODE
<b>VHF APPLICATION</b>										
0.132	0.144	JID0132T0144G10	18	0.60	1.30	0~60	100/100	NO DATA	70*78*15	ID26
0.144	0.148	JID0144T0148G10	18	0.60	1.30	0~60	100/100	NO DATA	70*78*15	ID26
0.148	0.156	JID0148T0156G10	18	0.60	1.30	0~60	100/100	NO DATA	70*78*15	ID26
0.156	0.174	JID0156T0174G10	18	0.60	1.30	0~60	100/100	NO DATA	70*78*15	ID26
<b>UHF / TETRA APPLICATION</b>										
0.300	0.420	JID0300T0420G10	18	0.50	1.30	-30~+60	150/100	NO DATA	70*78*15	ID26
0.380	0.400	JID0380T0400G10	25	0.25	1.15	-30~+60	150/100	NO DATA	44*57.5*16	ID01
0.380	0.460	JID0380T0460G10	20	0.40	1.25	-30~+60	150/100	NO DATA	44*57.5*16	ID01
0.410	0.430	JID0410T0430G10	20	0.40	1.25	-30~+60	150/100	NO DATA	44*57.5*16	ID01
0.420	0.450	JID0420T0450G10	25	0.25	1.15	-30~+60	150/100	NO DATA	44*57.5*16	ID01
0.450	0.470	JID0450T0470G10	25	0.25	1.15	-30~+60	150/100	NO DATA	44*57.5*16	ID01
0.470	0.512	JID0470T0512G10	25	0.25	1.15	-30~+60	150/100	NO DATA	44*57.5*16	ID01
0.512	0.698	JID0512T0698G10	20	0.40	1.25	-30~+60	150/100	NO DATA	44*57.5*16	ID01
0.698	0.806	JID0698T0806G10	20	0.40	1.25	-30~+60	150/100	NO DATA	44*57.5*16	ID01
<b>DIGITAL TV APPLICATION</b>										
0.470	0.600	JID0470T0600G10	20	0.40	1.25	-30~+60	150/100	NO DATA	44*57.5*16	ID01
<b>RFID APPLICATION</b>										
0.860	0.872	JID0860T0872M10	23	0.22	1.15	-30~+75	150/100	-75	25.4*31.7*10	ID27
0.860	0.960	JID0860T0960M10	21	0.30	1.20	-30~+75	150/100	-75	25.4*31.7*10	ID27
0.902	0.928	JID0902T0928M10	23	0.22	1.15	-30~+75	150/100	-75	25.4*31.7*10	ID27
0.950	0.956	JID0950T0956M10	23	0.22	1.15	-30~+75	150/100	-75	25.4*31.7*10	ID27
<b>CELLULAR GSM APPLICATION</b>										
0.800	0.960	JID0800T0960M10	20	0.40	1.25	-20~+85	150/100	-70	25.4*31.7*10	ID27
0.824	0.849	JID0824T0849M10	23	0.22	1.15	-20~+85	150/100	-75	25.4*31.7*10	ID27
0.824	0.849	JID0824T0849M10-II	20	0.35	1.20	-20~+85	100/100	-65	19*25.4*10	ID28
0.869	0.894	JID0869T0894M10	23	0.22	1.15	-20~+85	150/100	-75	25.4*31.7*10	ID27
0.869	0.894	JID0869T0894M10-II	20	0.35	1.20	-20~+85	100/100	-65	19*25.4*10	ID28
0.869	0.960	JID0869T0960M10	22	0.25	1.20	-20~+85	150/100	-70	25.4*31.7*10	ID27
0.876	0.880	JID0876T0880M10	22	0.22	1.15	-20~+85	150/100	-75	25.4*31.7*10	ID27
0.876	0.880	JID0876T0880M10-II	20	0.35	1.20	-20~+85	100/100	-65	19*25.4*10	ID28
0.880	0.915	JID0880T0915M10	22	0.22	1.15	-20~+85	150/100	-75	25.4*31.7*10	ID27
0.880	0.915	JID0880T0915M10-II	20	0.35	1.20	-20~+85	100/100	-65	19*25.4*10	ID28
0.921	0.925	JID0921T0925M10	22	0.22	1.15	-20~+85	150/100	-75	25.4*31.7*10	ID27
0.921	0.925	JID0921T0925M10-II	20	0.35	1.20	-20~+85	100/100	-65	19*25.4*10	ID28
0.923	0.962	JID0923T0962M10	22	0.22	1.15	-20~+85	150/100	-75	25.4*31.7*10	ID27
0.923	0.962	JID0923T0962M10-II	20	0.35	1.20	-20~+85	100/100	-65	19*25.4*10	ID28
0.925	0.960	JID0925T0960M10	22	0.22	1.15	-20~+85	150/100	-75	25.4*31.7*10	ID27
0.925	0.960	JID0925T0960M10-II	20	0.35	1.20	-20~+85	100/100	-65	19*25.4*10	ID28
0.935	0.960	JID0935T0960M10	22	0.22	1.15	-20~+85	150/100	-75	25.4*31.7*10	ID27
0.935	0.960	JID0935T0960M10-II	20	0.35	1.20	-20~+85	100/100	-65	19*25.4*10	ID28



500 Lake Cook Road, Suite 350, Deerfield, IL 60015, USA  
 Tel:1(888)236-9828/ 1(630)930-9917 Fax:1(630)823-2902  
 Website:www.jqlelectronics.com email: sales@jqlelectronics.com

# DROP-IN ISOLATOR

## DROP-IN ISOLATOR BY APPLICATION

FREQUENCY (GHz)		MODEL	ISOLATION	INS LOSS	VSWR	OPERATING	PWR	IMD (-dBc)MAX	SIZE L*W*H	PACKAGE
F1	F2	NUMBER	(dB) MIN	(dB) MAX	MAX	TEMP( °C)	FWD/REV ( W )	@ 2X47dBm	(mm)	CODE
<b>CELLULAR DCS/PCS APPLICATION</b>										
1.710	1.785	JID1710T1785M10	22	0.25	1.15	-35~+85	100/100	-70	19*25.4*10	ID28
1.710	1.785	JID1710T1785M10-II	22	0.22	1.15	-35~+85	150/100	-75	25.4*31.7*10	ID27
1.803	1.882	JID1803T1882M10	22	0.25	1.15	-35~+85	100/100	-70	19*25.4*10	ID28
1.803	1.882	JID1803T1882M10-II	22	0.22	1.15	-35~+85	150/100	-75	25.4*31.7*10	ID27
1.805	1.880	JID1805T1880M10	22	0.25	1.15	-35~+85	100/100	-70	19*25.4*10	ID28
1.805	1.880	JID1805T1880M10-II	22	0.22	1.15	-35~+85	150/100	-75	25.4*31.7*10	ID27
1.805	1.990	JID1805T1990M10	21	0.35	1.25	-35~+85	100/100	-70	19*25.4*10	ID28
1.805	1.990	JID1805T1990M10-II	21	0.30	1.25	-35~+85	150/100	-75	25.4*31.7*10	ID27
1.850	1.910	JID1805T1910M10	21	0.25	1.25	-35~+85	100/100	-70	19*25.4*10	ID28
1.850	1.910	JID1805T1910M10-II	22	0.25	1.25	-35~+85	150/100	-75	25.4*31.7*10	ID27
1.930	1.990	JID1930T1990M10	22	0.22	1.15	-35~+85	100/100	-75	19*25.4*10	ID28
1.930	1.990	JID1930T1990M10-II	22	0.22	1.15	-35~+85	150/100	-75	25.4*31.7*10	ID27
<b>CELLULAR UMTS/CDMA APPLICATION</b>										
2.080	2.200	JID2080T2200M10	22	0.22	1.15	-35~+85	100/100	-75	19*25.4*10	ID28
2.080	2.200	JID2080T2200M10-II	22	0.22	1.15	-35~+85	150/100	-75	25.4*31.7*10	ID27
2.110	2.170	JID2110T2170M10	22	0.22	1.15	-35~+85	100/100	-75	19*25.4*10	ID28
2.110	2.170	JID2110T2170M10-II	22	0.22	1.15	-35~+85	150/100	-75	25.4*31.7*10	ID27
<b>WIMAX APPLICATION</b>										
2.300	2.500	JID2300T2500M10	21	0.25	1.25	-35~+85	100/100	-75	19*25.4*10	ID28
2.300	2.500	JID2300T2500M10-II	22	0.25	1.25	-35~+85	150/100	-75	25.4*31.7*10	ID27
2.496	2.690	JID2496T2690M10	21	0.25	1.25	-35~+85	100/100	-75	19*25.4*10	ID28
2.496	2.690	JID2496T2690M10-II	22	0.25	1.25	-35~+85	150/100	-75	25.4*31.7*10	ID27
2.500	2.700	JID2500T2700M10	21	0.25	1.25	-35~+85	100/100	-75	19*25.4*10	ID28
2.500	2.700	JID2500T2700M10-II	22	0.25	1.25	-35~+85	150/100	-75	25.4*31.7*10	ID27
3.300	3.500	JID3300T3500G1	23	0.30	1.20	-35~+85	100/10	NO DATA	19*19*7.7	ID17
3.300	3.800	JID3300T3800G1	21	0.40	1.25	-35~+85	100/10	NO DATA	19*19*7.7	ID17
3.400	3.600	JID3400T3600G1	23	0.30	1.20	-35~+85	100/10	NO DATA	19*19*7.7	ID17

## NARROW BAND DROP-IN ISOLATOR

FREQUENCY (GHz)		MODEL	ISOLATION	INS LOSS	VSWR	OPERATING	PWR HANDLING	SIZE L*W*H	PACKAGE
F1	F2	NUMBER	(dB) MIN	(dB) MAX	MAX	TEMP( °C)	FWD/REV ( W)	(mm)	CODE
0.132	0.144	JID0132 T0144G10	18	0.60	1.30	0-60	100/100	70*78*15	ID26
0.144	0.148	JID0144 T0148G10	18	0.60	1.30	0-60	100/100	70*78*15	ID26
0.148	0.156	JID0148 T0156G10	18	0.60	1.30	0-60	100/100	70*78*15	ID26
0.156	0.174	JID0156 T0174G10	18	0.60	1.30	0-60	100/100	70*78*15	ID26
0.300	0.420	JID0300 T0420G10	18	0.50	1.30	-30~+60	150/100	70*78*15	ID26
0.380	0.400	JID0380 T0400G10	25	0.25	1.15	-30~+60	150/100	44*57.5*16	ID01
0.380	0.450	JID0380 T0450G15	19	0.40	1.25	-15~+60	200/150	44*57.5*16	ID01
0.380	0.450	JID0380 T0450G6	19	0.40	1.25	-15~+60	100/60	44*54*16	ID02
0.380	0.460	JID0380 T0460G10	20	0.40	1.25	-30~+60	150/100	44*57.5*16	ID01
0.410	0.430	JID0410 T0430G10	20	0.40	1.25	-30~+60	150/100	44*57.5*16	ID01
0.420	0.450	JID0420 T0450G10	25	0.25	1.15	-30~+60	150/100	44*57.5*16	ID01
0.420	0.450	JID0420 T0450G15	23	0.40	1.20	-15~+60	200/150	44*57.5*16	ID01
0.420	0.450	JID0420 T0450G6	25	0.30	1.20	-15~+60	100/60	44*54*16	ID02
0.450	0.470	JID0450 T0470G10	25	0.25	1.15	-30~+60	150/100	44*57.5*16	ID01
0.470	0.512	JID0470 T0512G10	25	0.25	1.15	-30~+60	150/100	44*57.5*16	ID01
0.512	0.698	JID0512 T0698G10	20	0.40	1.25	-30~+60	150/100	44*57.5*16	ID01
0.470	0.600	JID0470 T0600G10	20	0.40	1.25	-30~+60	150/100	44*57.5*16	ID01
0.698	0.806	JID0698 T0806G10	20	0.40	1.25	-30~+60	150/100	44*57.5*16	ID01
0.860	0.872	JID0860 T0872M 10	23	0.22	1.15	-30~+75	150/100	25.4*31.7*10	ID27
0.860	0.960	JID0860 T0960M 10	21	0.30	1.20	-30~+75	150/100	25.4*31.7*10	ID27
0.902	0.928	JID0902 T0928M 10	23	0.22	1.15	-30~+75	150/100	25.4*31.7*10	ID27
0.950	0.956	JID0950 T0956M 10	23	0.22	1.15	-30~+75	150/100	25.4*31.7*10	ID27
0.800	0.960	JID0800 T0960M 10	20	0.40	1.25	-20~+85	150/100	25.4*31.7*10	ID27
0.824	0.849	JID0824T 0849M 10	23	0.22	1.15	-20~+85	150/100	25.4*31.7*10	ID27
0.824	0.849	JID0824T 0849M 10-II	20	0.35	1.20	-20~+85	100/100	19*25.4*10	ID28



**JQL ELECTRONICS INC.**  
 1-888-236-9828 (USA)      1-630-930-9917 (International)      sales@jqlelectronics.com

# DROP-IN ISOLATOR

## NARROW BAND DROP-IN ISOLATOR

FREQUENCY (GHz)		MODEL	ISOLATION	INS LOSS	VSWR	OPERATING	PWR HANDLING	SIZE L*W*H	PACKAGE
F1	F2	NUMBER	(dB) MIN	(dB) MAX	MAX	TEMP (°C)	FWD/REV (W)	(mm)	CODE
0.850	0.875	JID0850T0875S6	23	0.35	1.20	-30~+70	100/60	25.4*31*6.8	ID08
0.869	0.894	JID0869T0894M10	23	0.22	1.15	-20~+85	150/100	25.4*31.7*10	ID27
0.869	0.894	JID0869T0894M10-II	20	0.35	1.20	-20~+85	100/100	19*25.4*10	ID28
0.869	0.894	JID0869T0894G1	25	0.35	1.20	-30~+70	60/10	20*20*8.6	ID03
0.869	0.894	JID0869T0894S6	25	0.30	1.20	-30~+70	100/60	25.4*31*6.8	ID08
0.869	0.894	JID0869T0894G1-B	25	0.30	1.20	-30~+70	60/10	25.4*25.4*12	ID09
0.869	0.960	JID0869T0960M10	22	0.25	1.20	-20~+85	150/100	25.4*31.7*10	ID27
0.876	0.880	JID0876T0880M10	22	0.22	1.15	-20~+85	150/100	25.4*31.7*10	ID27
0.876	0.880	JID0876T0880M10-II	20	0.35	1.20	-20~+85	100/100	19*25.4*10	ID28
0.880	0.915	JID0880T0915M10	22	0.22	1.15	-20~+85	150/100	25.4*31.7*10	ID27
0.880	0.915	JID0880T0915M10-II	20	0.35	1.20	-20~+85	100/100	19*25.4*10	ID28
0.921	0.925	JID0921T0925M10	22	0.22	1.15	-20~+85	150/100	25.4*31.7*10	ID27
0.921	0.925	JID0921T0925M10-II	20	0.35	1.20	-20~+85	100/100	19*25.4*10	ID28
0.923	0.962	JID0923T0962M10	22	0.22	1.15	-20~+85	150/100	25.4*31.7*10	ID27
0.923	0.962	JID0923T0962M10-II	20	0.35	1.20	-20~+85	100/100	19*25.4*10	ID28
0.925	0.960	JID0925T0960M10	22	0.22	1.15	-20~+85	150/100	25.4*31.7*10	ID27
0.925	0.960	JID0925T0960M10-II	20	0.35	1.20	-20~+85	100/100	19*25.4*10	ID28
0.925	0.960	JID0925T0960G1	25	0.35	1.20	-30~+70	60/10	20*20*8.6	ID03
0.925	0.960	JID0925T0960S6	25	0.30	1.20	-30~+70	100/60	25.4*31*6.8	ID08
0.925	0.960	JID0925T0960G1-B	25	0.30	1.20	-30~+70	60/10	25.4*25.4*12	ID09
0.935	0.960	JID0935T0960M10	22	0.22	1.15	-20~+85	150/100	25.4*31.7*10	ID27
0.935	0.960	JID0935T0960M10-II	20	0.35	1.20	-20~+85	100/100	19*25.4*10	ID28
0.960	1.215	JID0960T1215G1	20	0.40	1.25	-30~+70	30/10	25.4*28.5*12	ID07
0.980	1.080	JID0980T1080G1	21	0.35	1.20	-30~+70	60/10	25.4*25.4*12	ID09
0.990	1.130	JID0990T1130G1	20	0.50	1.25	-30~+70	60/10	20*20*9.1	ID04
0.995	1.134	JID0995T1134G1	20	0.50	1.25	-30~+70	60/10	20*20*9.1	ID04
1.000	1.100	JID1000T1100G1	20	0.40	1.20	-40~+85	60/10	25.4*25.4*12	ID09
1.030	1.090	JID1030T1090G1	25	0.30	1.20	-30~+70	60/10	25.4*28.5*12	ID07
1.030	1.090	JID1030T1090S6	20	0.35	1.20	-30~+70	100/60	25.4*31.7*6.8	ID08
1.080	1.195	JID1080T1195G1	20	0.35	1.20	-30~+70	60/10	25.4*28.5*12	ID07
1.080	1.195	JID1080T1195S6	20	0.35	1.20	-30~+70	100/60	25.4*31.7*6.8	ID08
1.200	1.400	JID1200T1400G1	20	0.40	1.20	-30~+70	60/10	25.4*25.4*12	ID09
1.300	1.400	JID1300T1400G1	20	0.50	1.20	-40~+85	60/10	25.4*25.4*12	ID09
1.300	1.400	JID1300T1400G1-B	20	0.50	1.20	-40~+85	60/10	20*30*11.5	ID11
1.435	1.535	JID1435T1535G1	21	0.35	1.22	-30~+70	60/10	20*24.4*12	ID12
1.525	1.559	JID1525T1559G1	25	0.30	1.20	-30~+70	60/10	20*24.4*12	ID12
1.605	1.625	JID1605T1625S1	20	0.40	1.20	-30~+70	60/10	15*16.5*6.6	ID10
1.710	1.785	JID1710T1785M10	22	0.25	1.15	-35~+85	100/100	19*25.4*10	ID28
1.710	1.785	JID1710T1785M10-II	22	0.22	1.15	-35~+85	150/100	25.4*31.7*10	ID27
1.803	1.882	JID1803T1882M10	22	0.25	1.15	-35~+85	100/100	19*25.4*10	ID28
1.803	1.882	JID1803T1882M10-II	22	0.22	1.15	-35~+85	150/100	25.4*31.7*10	ID27
1.805	1.880	JID1805T1880M10	22	0.25	1.15	-35~+85	100/100	19*25.4*10	ID28
1.805	1.880	JID1805T1880M10-II	22	0.22	1.15	-35~+85	150/100	25.4*31.7*10	ID27
1.805	1.880	JID1835T1880S6	25	0.30	1.20	-30~+70	100/60	19*25.4*5.6	ID13
1.805	1.880	JID1835T1880S0	25	0.30	1.20	-30~+70	30/5	19*19*5.6	ID14
1.805	1.990	JID1805T1990S10	21	0.35	1.25	-35~+85	100/100	19*25.4*10	ID28
1.805	1.990	JID1805T1990M10-II	21	0.30	1.25	-35~+85	150/100	25.4*31.7*10	ID27
1.805	1.910	JID1805T1910M10	21	0.25	1.25	-35~+85	100/100	19*25.4*10	ID28
1.805	1.910	JID1805T1910M10-II	22	0.25	1.25	-35~+85	150/100	25.4*31.7*10	ID27
1.900	2.030	JID1900T2030S6	25	0.30	1.20	-30~+70	100/60	19*25.4*5.6	ID13
1.900	2.030	JID1900T2030G0	25	0.30	1.20	-30~+70	30/5	19*19*5.6	ID14



500 Lake Cook Road, Suite 350, Deerfield, IL 60015, USA  
 Tel: (888)236-9828/ 1(630)930-9917 Fax: (630)823-2902  
 Website: www.jqlelectronics.com email: sales@jqlelectronics.com

# DROP-IN ISOLATOR

## NARROW BAND DROP-IN ISOLATOR

FREQUENCY (GHz)		MODEL	ISOLATION	INS LOSS	VSWR	OPERATING	PWR HANDLING	SIZE L*W*H	PACKAGE
F1	F2	NUMBER	(dB) MIN	(dB) MAX	MAX	TEMP (°C)	FWD/REV (W)	(mm)	CODE
1.930	1.990	JID1930 T1990M 10	22	0.22	1.15	-35~+85	100/100	19*25.4*10	ID28
1.930	1.990	JID1930T 1990M 10-II	22	0.22	1.15	-35~+85	150/100	25.4*31.7*10	ID27
1.930	1.990	JID1930T 1990S6	25	0.30	1.20	-30~+70	100/60	19*25.4*5.6	ID13
1.930	1.990	JID1930 T1990G0	25	0.30	1.20	-30~+70	30/5	19*19*5.6	ID14
1.960	2.170	JID1960 T2170G0	20	0.40	1.20	-30~+70	30/5	20*24.2*12	ID12
2.070	2.140	JID2070 T2140S 6	25	0.30	1.20	-30~+70	100/60	19*25.4*5.6	ID13
2.070	2.140	JID2070 T2140G0	25	0.30	1.20	-30~+70	30/5	19*19*5.6	ID14
2.080	2.200	JID2080 T2200M 10	22	0.22	1.15	-35~+85	100/100	19*25.4*10	ID28
2.080	2.200	JID2080T 2200M 10-II	22	0.22	1.15	-35~+85	150/100	25.4*31.7*10	ID27
2.095	2.185	JID2095 T2185S 6	25	0.30	1.20	-30~+70	100/60	19*25.4*5.6	ID13
2.095	2.185	JID2095 T2185G0	25	0.30	1.20	-30~+70	30/5	19*19*5.6	ID14
2.100	2.300	JID2100 T2300G1	25	0.30	1.20	-30~+70	60/10	20*30*11.5	ID11
2.100	2.300	JID2100 T2300G1-B	23	0.30	1.20	-30~+70	60/10	18*25*10	ID16
2.110	2.170	JID2110 T2170M 10	22	0.22	1.15	-35~+85	100/100	19*25.4*10	ID28
2.110	2.170	JID2110T 2170M 10-II	22	0.22	1.15	-35~+85	150/100	25.4*31.7*10	ID27
2.150	2.350	JID2150 T2350G1-B	23	0.30	1.20	-30~+70	60/10	18*25*10	ID16
2.200	2.300	JID2200 T2300G1	23	0.30	1.20	-30~+70	60/10	18*25*10	ID16
2.300	2.500	JID2300 T2500M 10	21	0.25	1.25	-35~+85	100/100	19*25.4*10	ID28
2.300	2.500	JID2300T 2500M 10-II	22	0.25	1.25	-35~+85	150/100	25.4*31.7*10	ID27
2.300	2.700	JID2300 T2700G2	20	0.40	1.20	-30~+70	100/25	25*30*11.5	ID15
2.365	2.435	JID2365 T2435S 1	23	0.30	1.20	-30~+70	60/10	19*19*5.6	ID14
2.415	2.485	JID2415 T2485S 1	23	0.30	1.20	-30~+70	60/10	19*19*5.6	ID14
2.496	2.690	JID2496 T2690M 10	21	0.25	1.25	-35~+85	100/100	19*25.4*10	ID28
2.496	2.690	JID2496T 2690M 10-II	22	0.25	1.25	-35~+85	150/100	25.4*31.7*10	ID27
2.500	2.700	JID2500 T2700M 10	21	0.25	1.25	-35~+85	100/100	19*25.4*10	ID28
2.500	2.700	JID2500T 2700M 10-II	22	0.25	1.25	-35~+85	150/100	25.4*31.7*10	ID27
2.500	2.700	JID2500 T2700G2	25	0.30	1.20	-30~+70	100/25	25*30*11.5	ID15
2.500	2.700	JID2500 T2700G1	23	0.30	1.20	-30~+70	60/10	18*25*10	ID16
2.700	2.900	JID2700 T2900G1	23	0.30	1.20	-30~+70	60/10	18*25*10	ID16
2.800	3.300	JID2800 T3300G1	20	0.60	1.25	-30~+70	60/10	25*30*11.5	ID15
2.850	3.550	JID2850 T3550G1	22	0.40	1.20	-15~+50	60/10	25*30*11.5	ID15
2.900	3.100	JID2900 T3100G1	23	0.40	1.20	-30~+70	60/10	25*30*11.5	ID15
3.000	3.500	JID3000 T3500G1	20	0.50	1.25	-30~+70	30/10	19*19*7.7	ID17
3.100	3.500	JID3100 T3500G0	20	0.50	1.20	-55~+85	30/1	19*19*7.7	ID17
3.300	3.500	JID3300 T3500G1	23	0.30	1.20	-35~+85	100/10	19*19*7.7	ID17
3.300	3.800	JID3300 T3800G1	21	0.40	1.25	-35~+85	100/10	19*19*7.7	ID17
3.400	3.600	JID3400 T3600G1	23	0.30	1.20	-35~+85	100/10	19*19*7.7	ID17
3.400	3.700	JID3400 T3700G1	25	0.30	1.20	-40~+75	30/10	16*26*10.5	ID19
3.400	3.800	JID3400 T3800G0	20	0.50	1.20	-55~+85	30/1	19*19*7.7	ID17
3.400	3.900	JID3400 T3900G1	20	0.50	1.20	-30~+70	30/10	19*19*7.7	ID17
3.500	3.800	JID3500 T3800G1	23	0.30	1.20	-30~+70	30/10	19*19*7.7	ID17
3.600	4.200	JID3600 T4200G1	23	0.40	1.20	-40~+75	30/10	16*26*10.5	ID19
3.700	4.200	JID3700 T4200G1-B	20	0.50	1.25	-40~+75	30/10	19*19*7.7	ID17
3.700	4.200	JID3700 T4200G1	23	0.40	1.20	-40~+75	30/10	16*26*10.5	ID19
3.700	4.300	JID3700 T4300G1	23	0.40	1.20	-40~+75	30/10	16*26*10.5	ID19
4.200	4.400	JID4200 T4400G1	25	0.30	1.20	-40~+75	20/10	10*18*8	ID20
4.400	5.000	JID4400 T5000G1	23	0.40	1.20	-40~+75	20/10	12*20*6	ID21
4.500	4.700	JID4500 T4700G1	25	0.30	1.20	-40~+75	20/10	10*18*8	ID20
4.750	5.250	JID4750 T5250G1	23	0.40	1.20	-40~+75	20/10	12*20*6	ID21
5.150	5.650	JID5150 T5650G1	23	0.40	1.20	-40~+75	20/10	12*20*6	ID21
5.400	5.900	JID5400 T5900G1	23	0.40	1.20	-40~+75	20/10	12*20*6	ID21
5.845	6.425	JID5845 T6425G1	23	0.40	1.20	-40~+75	20/10	12*20*6	ID21
5.900	6.400	JID5900 T6400G1	23	0.40	1.20	-40~+75	20/10	12*20*6	ID21



**JQL ELECTRONICS INC.**  
 1-888-236-9828 (USA)      1-630-930-9917 (International)      sales@jqlelectronics.com

# DROP-IN ISOLATOR

## NARROW BAND DROP-IN ISOLATOR

FREQUENCY (GHz)		MODEL	ISOLATION	INS LOSS	VSWR	OPERATING	PWR HANDLING	SIZE L*W*H	PACKAGE
F1	F2	NUMBER	(dB) MIN	(dB) MAX	MAX	TEMP (°C)	FWD/REV (W)	(mm)	CODE
6.600	7.300	JID6600 T7300G1	23	0.40	1.20	-40~+75	20/10	12*20*6	ID21
6.900	7.600	JID6900 T7600G1	23	0.40	1.20	-40~+75	20/10	12*20*6	ID21
7.000	7.500	JID7000 T7500G0	23	0.40	1.20	-40~+75	15/5	8.9*15*7.8	ID05
7.000	7.500	JID7000 T7500G1	23	0.40	1.20	-40~+75	20/10	12*20*9.5	ID22
7.000	7.700	JID7000 T7700G0	23	0.40	1.20	-40~+75	15/5	8.9*15*7.8	ID05
7.000	7.700	JID7000 T7700G1	23	0.40	1.20	-40~+75	20/10	12*20*9.5	ID22
7.100	7.700	JID7100 T7700G0	23	0.40	1.20	-40~+75	15/5	8.9*15*7.8	ID05
7.100	7.700	JID7100 T7700G1	23	0.40	1.20	-40~+75	20/10	12*20*9.5	ID22
7.125	7.875	JID7125 T7875G0	23	0.40	1.20	-40~+75	15/5	8.9*15*7.8	ID05
7.125	7.875	JID7125 T7875G1	23	0.40	1.20	-40~+75	20/10	12*20*9.5	ID22
7.500	8.400	JID7500 T8400G0	23	0.40	1.20	-40~+75	15/5	8.9*15*7.8	ID05
7.500	8.400	JID7500 T8400G1	23	0.40	1.20	-40~+75	20/10	12*20*9.5	ID22
7.800	8.600	JID7800 T8600G0	23	0.40	1.20	-40~+75	15/5	8.9*15*7.8	ID05
7.800	8.600	JID7800 T8600G1	23	0.40	1.20	-40~+75	20/10	12*20*9.5	ID22
8.000	8.500	JID8000 T8500G0	23	0.40	1.20	-40~+75	15/5	8.9*15*7.8	ID05
8.000	8.500	JID8000 T8500G1	23	0.40	1.20	-40~+75	20/10	12*20*9.5	ID22
8.600	9.600	JID8600 T9600G0	23	0.40	1.20	-40~+75	15/5	8.9*15*7.8	ID05
8.600	9.600	JID8600 T9600G1	23	0.40	1.20	-40~+75	20/10	12*20*9.5	ID22
9.200	9.900	JID9200 T9900G0-B	23	0.40	1.20	-40~+75	15/5	8.9*15*7.8	ID05
9.200	9.900	JID9200 T9900G0	23	0.50	1.20	-40~+75	15/5	8.9*15*5.6	ID06
9.200	9.900	JID9200 T9900G1	23	0.40	1.20	-40~+75	20/10	12*20*9.5	ID22
9.500	10.500	JID9500 T10K 5G0-B	23	0.40	1.20	-40~+75	15/5	8.9*15*7.8	ID05
9.500	10.500	JID9500 T10K 5G0	23	0.50	1.20	-40~+75	15/5	8.9*15*5.6	ID06
9.500	10.500	JID9500 T10K 5G1	23	0.40	1.20	-40~+75	20/10	12*20*9.5	ID22
10.400	11.300	JID10K 4T 11K 3G0-B	23	0.40	1.20	-40~+75	15/5	8.9*15*7.8	ID05
10.400	11.300	JID10K 4T 11K 3G0	23	0.50	1.20	-40~+75	15/5	8.9*15*5.6	ID06
10.400	11.300	JID10K 4T 11K 3G1	23	0.40	1.20	-40~+75	20/10	12*20*9.5	ID22
10.700	11.950	JID10K 7T 12K G0-B	23	0.40	1.20	-40~+75	15/5	8.9*15*7.8	ID05
10.700	11.950	JID10K 7T 12K G0	23	0.50	1.20	-40~+75	15/5	8.9*15*5.6	ID06
10.700	11.950	JID10K 7T 12K G1	23	0.40	1.20	-40~+75	20/10	12*20*9.5	ID22
10.750	12.800	JID10K 7T 12K 8G0	23	0.40	1.20	-40~+75	15/5	8.9*15*7.8	ID05
10.750	12.800	JID10K 7T 12K 8G1	23	0.40	1.20	-40~+75	20/10	12*20*9.5	ID22
12.100	12.800	JID12K 1T 12K 8G0	23	0.40	1.20	-40~+75	15/5	8.9*15*7.8	ID05
12.700	13.500	JID12K T13K 5G0	23	0.40	1.20	-40~+75	15/5	8.9*15*7.8	ID05
13.750	14.500	JID13K 75T14K 5G2	22	0.35	1.20	-40~+75	20/15	12*20*9.5	ID22
17.200	17.900	JID17K 2T 17K 9G0	23	0.40	1.20	-40~+75	15/5	8.9*15*7.8	ID05
17.300	18.100	JID17K 3T 18K 1G0	23	0.40	1.20	-40~+75	15/5	8.9*15*7.8	ID05



# DROP-IN ISOLATOR

## DUAL JUNCTION DROP-IN ISOLATOR

FREQUENCY (GHz)		MODEL	ISOLATION	INS LOSS	VSWR	OPERATING	PWR HANDLING	SIZE L*W*H	PACKAGE
F1	F2	NUMBER	(dB) MIN	(dB) MAX	MAX	TEMP(°C)	FWD/REV (W)	(mm)	CODE
0.800	0.900	J12D0800T0900S6	40	0.70	1.25	-30~+70	100/60	55.1*31.7*6.8	ID23
0.811	0.821	J12D0811T0821S6	50	0.50	1.20	-30~+70	100/60	55.1*31.7*6.8	ID23
0.850	0.875	J12D0850T0875S6	50	0.50	1.20	-30~+70	100/60	55.1*31.7*6.8	ID23
0.856	0.866	J12D0856T0866S6	50	0.50	1.20	-30~+70	100/60	55.1*31.7*6.8	ID23
0.858	0.878	J12D0858T0878S6	50	0.50	1.20	-30~+70	100/60	55.1*31.7*6.8	ID23
0.860	0.872	J12D0860T0872S6	50	0.50	1.20	-30~+70	100/60	55.1*31.7*6.8	ID23
0.860	0.960	J12D0860T0960S6	40	0.70	1.25	-30~+70	100/60	55.1*31.7*6.8	ID23
0.869	0.894	J12D0869T0894S6	50	0.50	1.20	-30~+70	100/60	55.1*31.7*6.8	ID23
0.890	0.915	J12D0890T0915S6	50	0.50	1.20	-30~+70	100/60	55.1*31.7*6.8	ID23
0.902	0.928	J12D0902T0928S6	50	0.50	1.20	-30~+70	100/60	55.1*31.7*6.8	ID23
0.920	0.960	J12D0920T0960S6	40	0.60	1.20	-30~+70	100/60	55.1*31.7*6.8	ID23
0.925	0.960	J12D0925T0960S6	50	0.50	1.20	-30~+70	100/60	55.1*31.7*6.8	ID23
0.935	0.960	J12D0935T0960S6	50	0.50	1.20	-30~+70	100/60	55.1*31.7*6.8	ID23
0.950	0.956	J12D0950T0956S6	50	0.50	1.20	-30~+70	100/60	55.1*31.7*6.8	ID23
1.710	1.730	J12D1710T1730S6	50	0.50	1.20	-30~+70	100/60	50*33.4*12	ID24
1.805	1.825	J12D1805T1825S6	50	0.50	1.20	-30~+70	100/60	50*33.4*12	ID24
1.805	1.880	J12D1805T1880S6	40	0.70	1.25	-30~+70	100/60	50*33.4*12	ID24
1.930	1.990	J12D1930T1990S6	50	0.50	1.20	-30~+70	100/60	50*33.4*12	ID24
2.110	2.170	J12D2110T2170S6	50	0.50	1.20	-30~+70	100/60	50*33.4*12	ID24
2.400	2.500	J12D2400T2500S6	40	0.70	1.25	-30~+70	100/60	50*33.4*12	ID24

## SELECT-A-FREQUENCY DROP-IN ISOLATOR

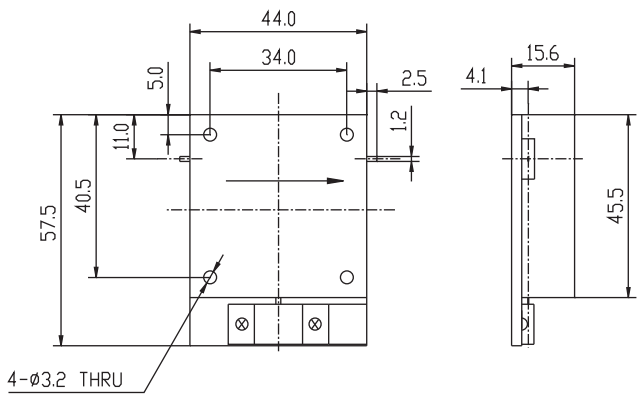
FREQUENCY (GHz)		BANDWIDTH	ISOLATION	INS LOSS	VSWR	OPERATING	PWR HANDLING
F1	F2	UP TO	(dB) MIN	(dB) MAX	MAX	TEMP(°C)	FWD/REV ( W )
0.380	1.000	30MHz	25	0.30	1.20	-15~+60	100/60
0.380	1.000	30MHz	25	0.40	1.20	-15~+60	150/150
0.700	1.000	30MHz	23	0.35	1.20	-30~+70	100/60
0.800	1.200	25MHz	25	0.30	1.20	-30~+70	100/60
0.800	1.200	70MHz	23	0.30	1.20	-30~+70	100/60
0.800	1.200	200MHz	20	0.40	1.25	-30~+70	100/60
1.000	2.400	70MHz	23	0.30	1.20	-30~+70	100/60
1.000	2.400	200MHz	20	0.40	1.25	-30~+70	100/60
2.000	3.500	200MHz	25	0.30	1.20	-30~+70	100/60
2.000	3.500	400MHz	20	0.40	1.20	-30~+70	100/60
3.000	8.000	300MHz	25	0.30	1.20	-30~+70	25/10
3.000	8.000	600MHz	20	0.40	1.20	-30~+70	25/10
7.000	18.000	300MHz	25	0.30	1.20	-30~+70	15/5
7.000	18.000	1000MHz	20	0.40	1.20	-30~+70	15/5

## SELECT-A-FREQUENCY DUAL JUNCTION DROP-IN ISOLATOR (HIGH ISOLATION)

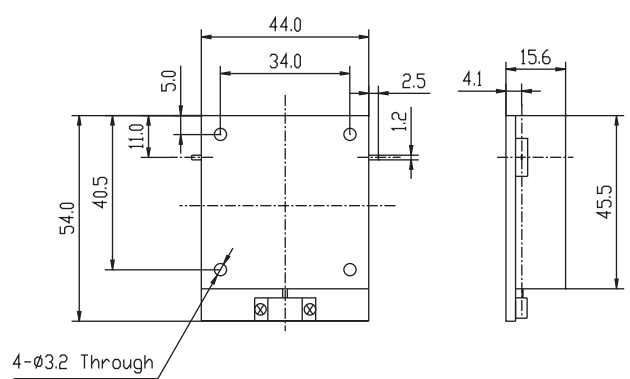
FREQUENCY (GHz)		BANDWIDTH	ISOLATION	INS LOSS	VSWR	OPERATING	PWR HANDLING
F1	F2	UP	(dB) MIN	(dB) MAX	MAX	TEMP(°C)	FWD/REV ( W )
0.800	1.800	25MHz	50	0.50	1.20	-30~+70	100/60
1.700	2.500	70MHz	40	0.60	1.25	-30~+70	100/60
3.500	6.500	300MHz	50	0.50	1.20	-30~+70	25/10
5.000	7.000	100MHz	50	0.50	1.20	-30~+70	15/5
7.000	18.000	500MHz	50	0.50	1.20	-30~+70	15/5



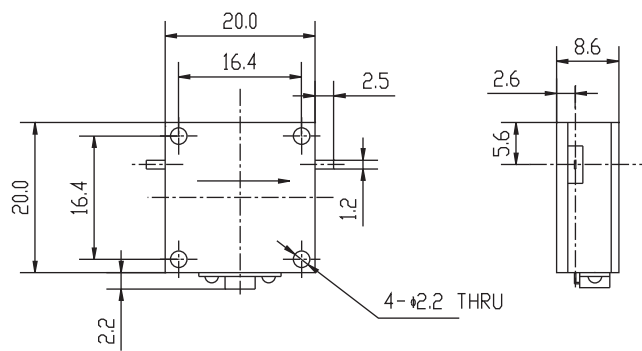
# DROP-IN ISOLATOR



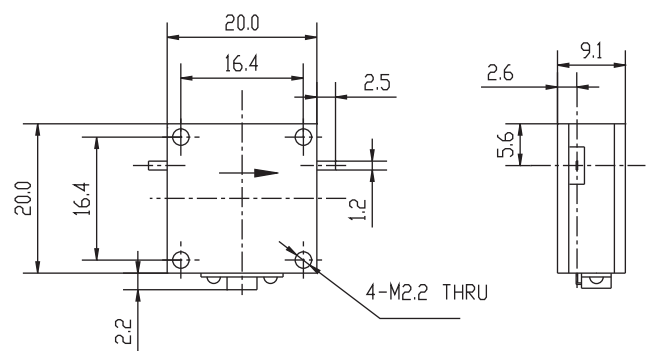
ID01-DROP-IN ISOLATOR



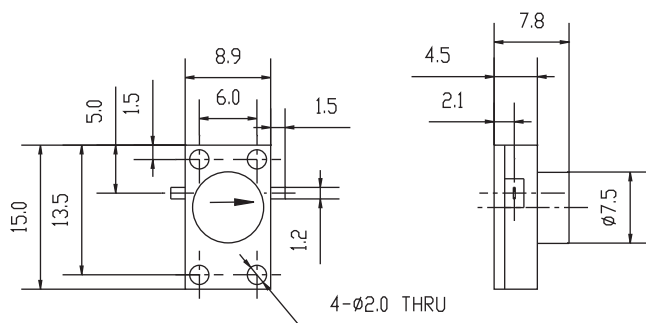
ID02-DROP-IN ISOLATOR



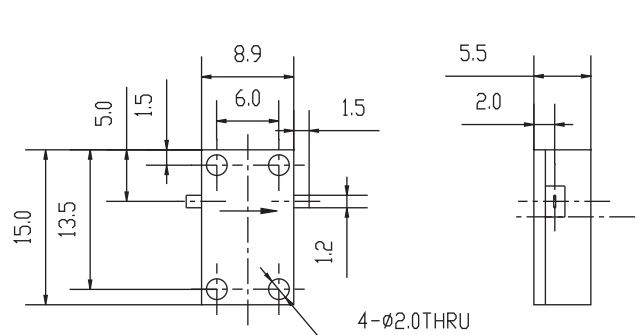
ID03-DROP-IN ISOLATOR



ID04-DROP-IN ISOLATOR



ID05-DROP-IN ISOLATOR

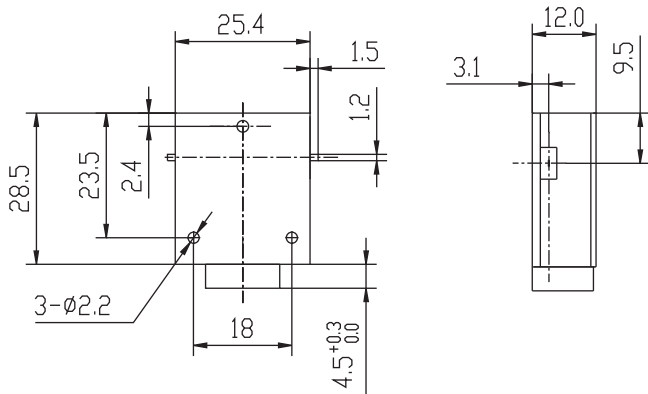


ID06-DROP-IN ISOLATOR

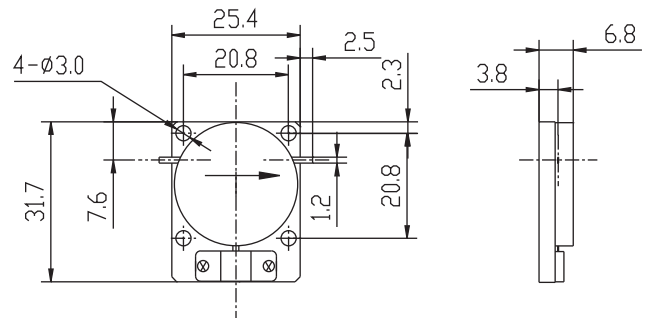




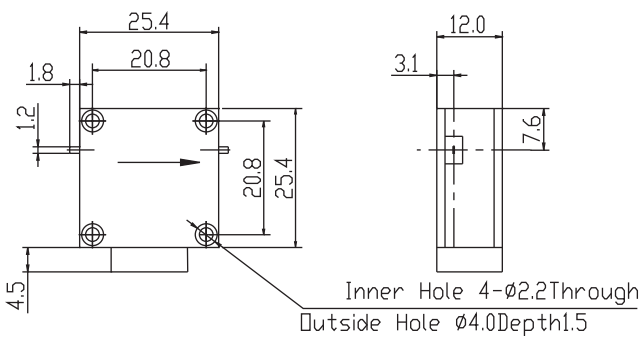
# DROP-IN ISOLATOR



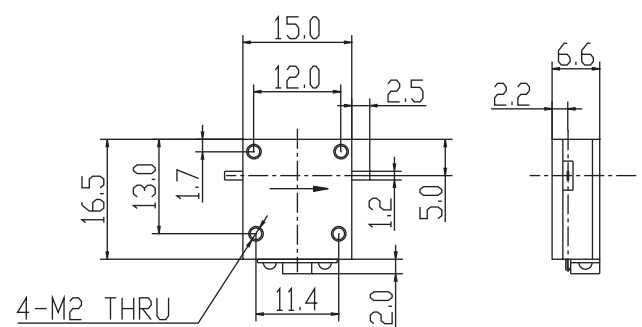
ID07-DROP-IN ISOLATOR



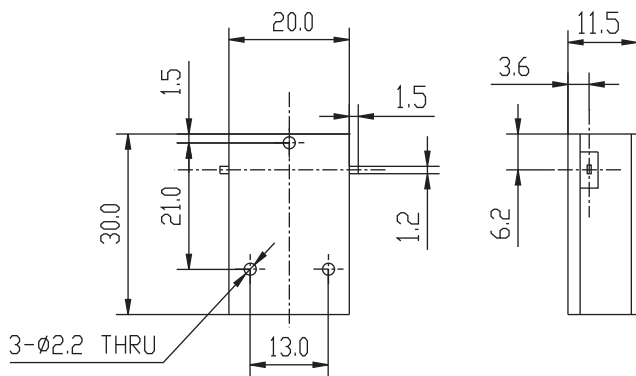
ID08-DROP-IN ISOLATOR



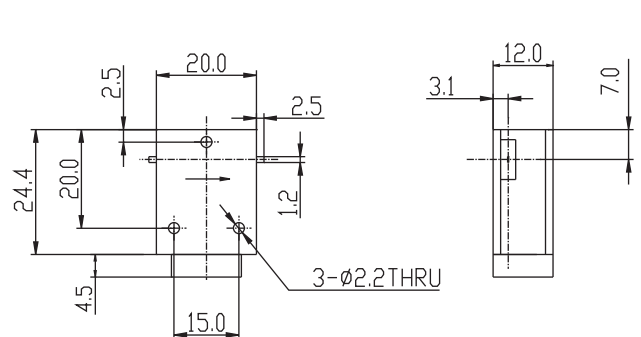
ID09-DROP-IN ISOLATOR



ID10-DROP-IN ISOLATOR

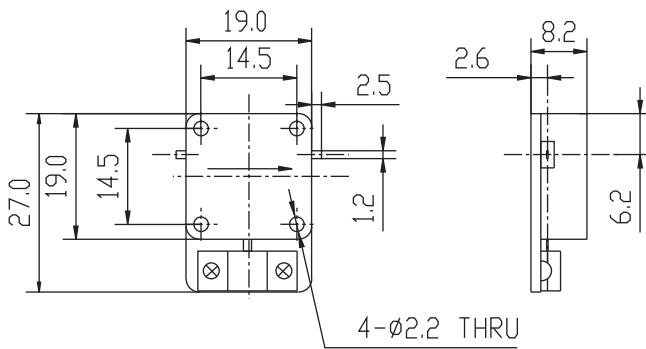


ID11-DROP-IN ISOLATOR

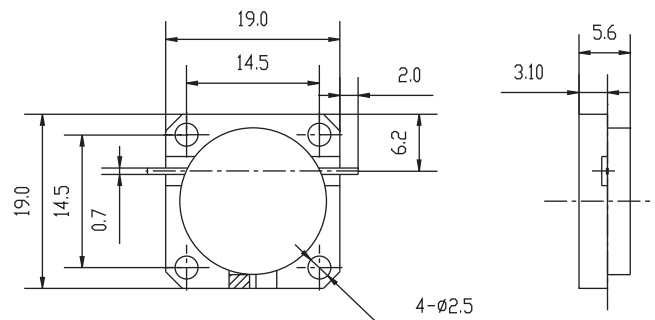


ID12-DROP-IN ISOLATOR

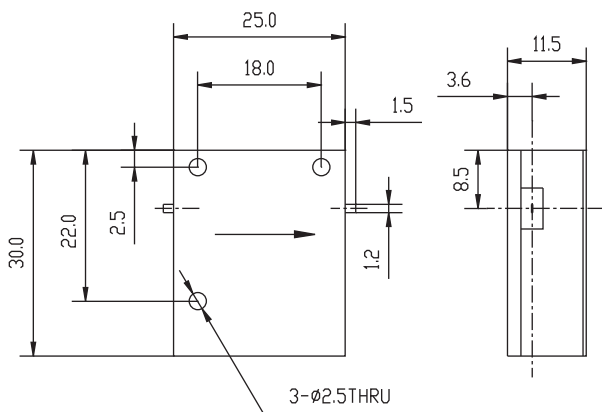
# DROP-IN ISOLATOR



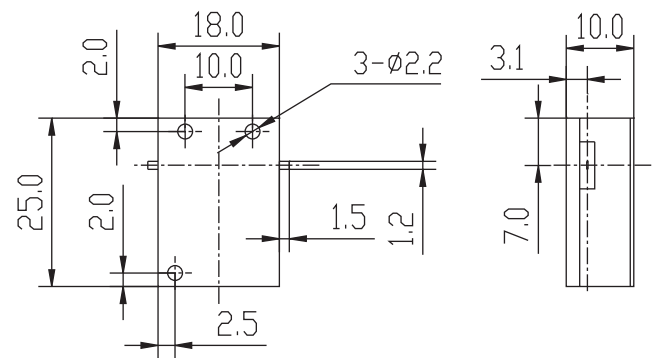
ID13-DROP-IN ISOLATOR



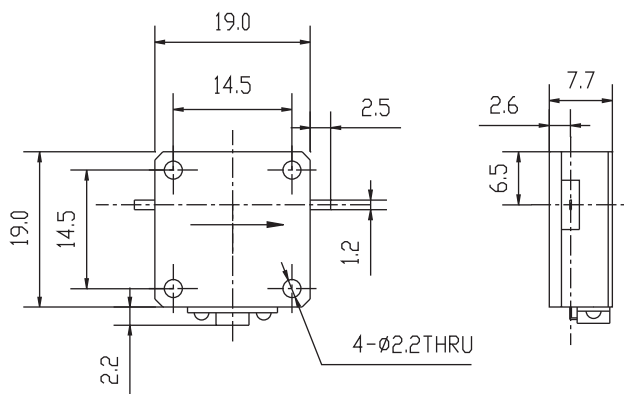
ID14-DROP-IN ISOLATOR



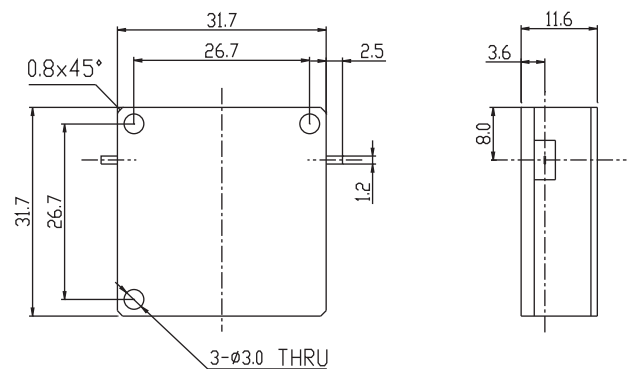
ID15-DROP-IN ISOLATOR



ID16-DROP-IN ISOLATOR



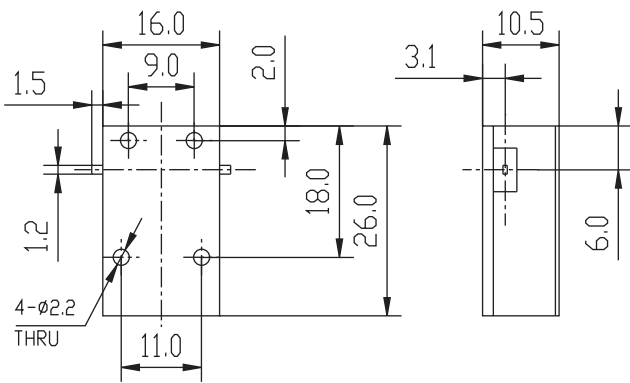
ID17-DROP-IN ISOLATOR



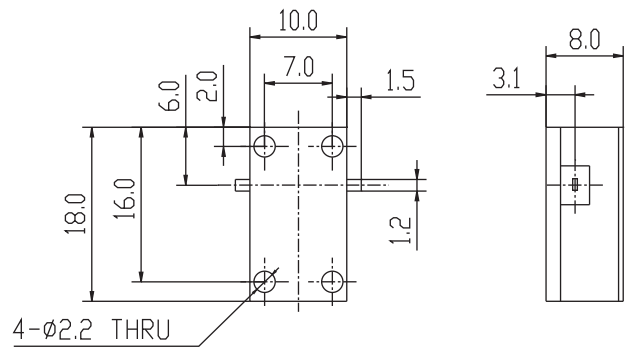
ID18-DROP-IN ISOLATOR



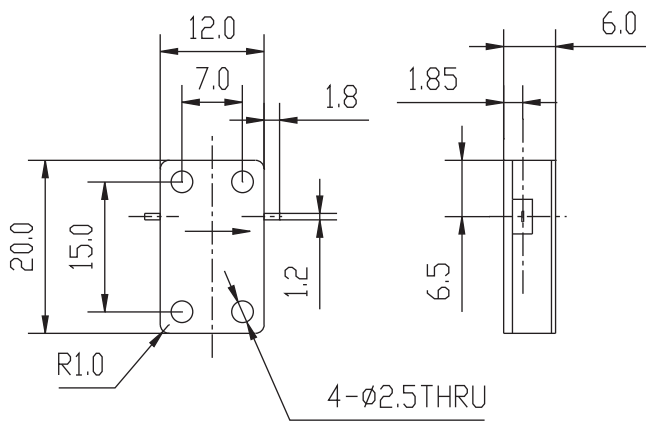
# DROP-IN ISOLATOR



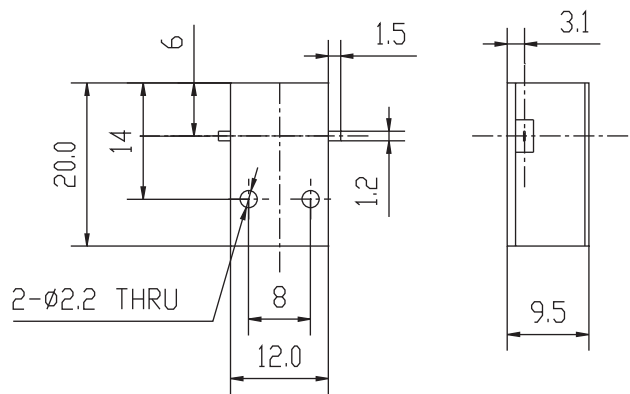
ID19-DROP-IN ISOLATOR



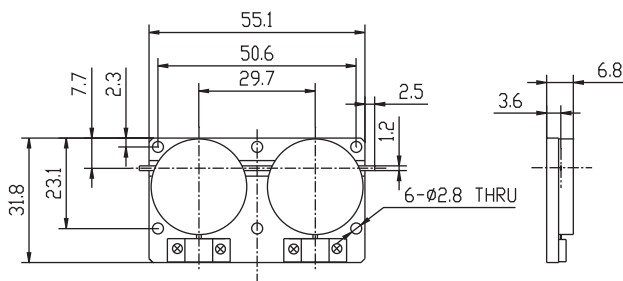
ID20-DROP-IN ISOLATOR



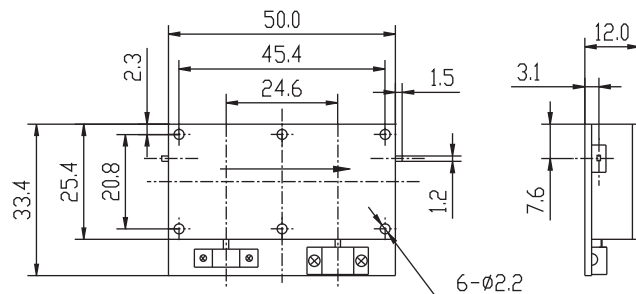
ID21-DROP-IN ISOLATOR



ID22-DROP-IN ISOLATOR



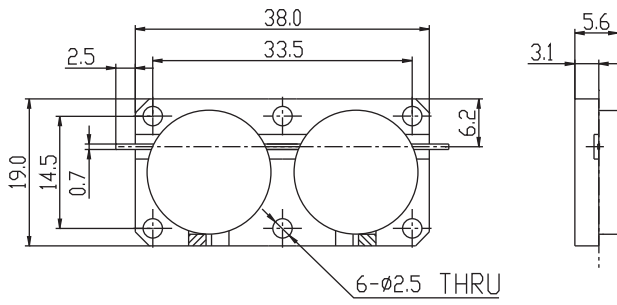
ID23-DROP-IN ISOLATOR



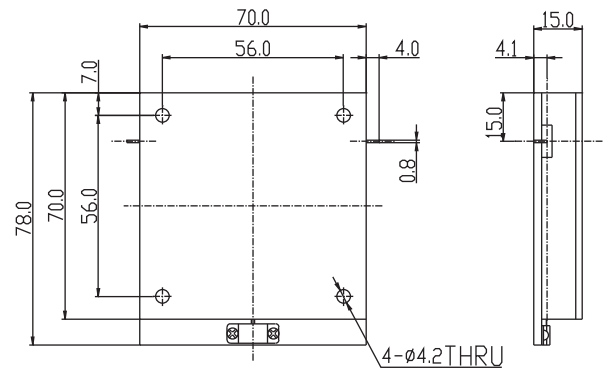
ID24-DROP-IN ISOLATOR



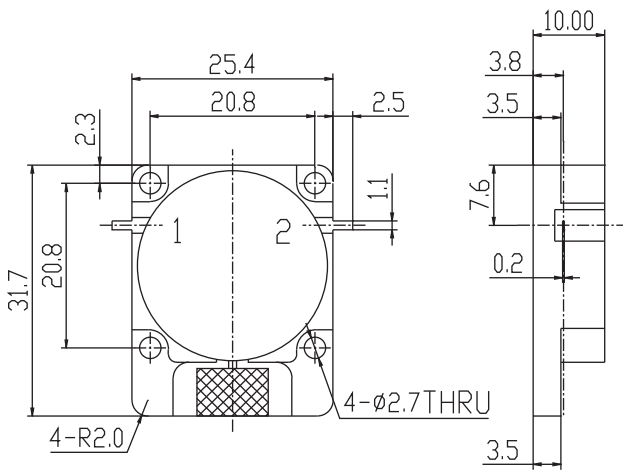
# DROP-IN ISOLATOR



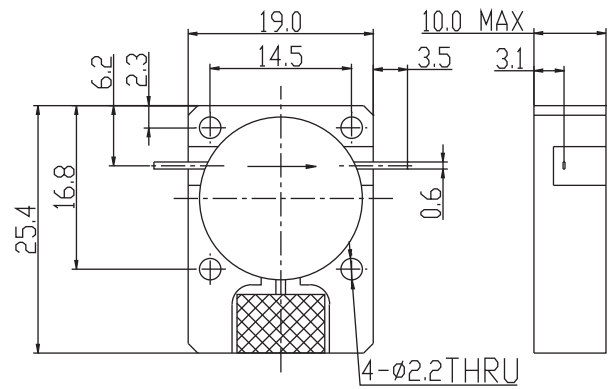
ID25-DROP-IN ISOLATOR



ID26-DROP-IN ISOLATOR



ID27-DROP-IN ISOLATOR



ID28-DROP-IN ISOLATOR



# SURFACE MOUNT CIRCULATOR / ISOLATOR

- PCS, DCS, CDMA, UMTS Band, RFID Design
- Compact Package Design for PC Board Applications
- High Isolation, Low Insertion Loss
- High Power Handling
- PCB Soldering Re-flow
- Wide Operation Temperature Range
- Custom Design Available Upon Request



## SURFACE MOUNT CIRCULATOR BY APPLICATION

FREQUENCY (GHz)		MODEL	ISOLATION	INS LOSS	VSWR	OPERATING	POWER	ROUND SIZE	DATA SHEET
F1-F2 GHz		NUMBER	(dB) MIN	(dB) MAX	MAX	TEMP (°C)	AVG (W)	dia (mm)	PACKAGE
RFID APPLICATION									
0.860	0.872	JCM0860T0872S10R	21	0.35	1.20	-30~+75	UP TO 100	24.2	CM03
0.860	0.960	JCM0860T0960S10R	20	0.45	1.25	-30~+75	UP TO 100	24.2	CM03
0.902	0.928	JCM0902T0928S10R	20	0.35	1.20	-30~+75	UP TO 100	24.2	CM03
0.950	0.956	JCM0950T0956S10R	23	0.35	1.20	-30~+75	UP TO 100	24.2	CM03
CELLULAR / GSM / PCS / DCS / CDMA / UMTS APPLICATION									
0.856	0.866	JCM0856T0866S10R	21	0.35	1.20	-30~+75	UP TO 100	24.2	CM03
0.858	0.878	JCM0858T0878S10R	21	0.35	1.20	-30~+75	UP TO 100	24.2	CM03
0.860	0.894	JCM0860T0894S10R	21	0.35	1.20	-30~+75	UP TO 100	24.2	CM03
0.869	0.894	JCM0869T0894S10R	23	0.35	1.20	-30~+75	UP TO 100	24.2	CM03
0.890	0.915	JCM0890T0915S10R	21	0.35	1.20	-30~+75	UP TO 100	24.2	CM03
0.920	0.960	JCM0920T0960S10R	23	0.35	1.20	-30~+75	UP TO 100	24.2	CM03
0.925	0.960	JCM0925T0960S10R	23	0.35	1.20	-30~+75	UP TO 100	24.2	CM03
0.935	0.960	JCM0935T0960S10R	21	0.35	1.20	-30~+75	UP TO 100	24.2	CM03
1.710	1.730	JCM1710T1730S6R	21	0.35	1.20	-40~+85	UP TO 60	18.2	CM04
1.805	1.825	JCM1805T1825S6R	21	0.35	1.20	-40~+85	UP TO 60	18.2	CM04
1.805	1.880	JCM1805T1880S6R	23	0.35	1.20	-40~+85	UP TO 60	18.2	CM04
1.805	1.880	JCM1805T1880S10R-II	23	0.35	1.20	-40~+85	UP TO 100	24.2	CM03
1.930	1.990	JCM1930T1990S6R	23	0.35	1.20	-40~+85	UP TO 60	18.2	CM04
1.930	1.990	JCM1930T1990S10R-II	23	0.35	1.20	-40~+85	UP TO 100	24.2	CM03
2.110	2.170	JCM2110T2170S6R	23	0.35	1.20	-40~+85	UP TO 60	18.2	CM04
2.110	2.170	JCM2110T2170S10R-II	23	0.35	1.20	-40~+85	UP TO 100	24.2	CM03
WIMAX APPLICATION									
2.300	2.400	JCM2300T2400S6R	20	0.35	1.20	-40~+85	UP TO 60	18.2	CM04
2.300	2.500	JCM2300T2500S6R	20	0.45	1.20	-40~+85	UP TO 60	18.2	CM04
2.400	2.500	JCM2400T2500S6R	20	0.35	1.20	-40~+85	UP TO 60	18.2	CM04
2.496	2.572	JCM2496T2572S6R	20	0.35	1.20	-40~+85	UP TO 60	18.2	CM04
2.496	2.690	JCM2496T2690S6R	20	0.45	1.20	-40~+85	UP TO 60	18.2	CM04
2.500	2.600	JCM2500T2600S6R	20	0.35	1.20	-40~+85	UP TO 60	18.2	CM04
2.500	2.700	JCM2500T2700S6R	20	0.45	1.20	-40~+85	UP TO 60	18.2	CM04
2.570	2.620	JCM2570T2620S6R	20	0.35	1.20	-40~+85	UP TO 60	18.2	CM04
2.614	2.690	JCM2614T2690S6R	20	0.35	1.20	-40~+85	UP TO 60	18.2	CM04
2.900	3.100	JCM2900T3100S6R	20	0.45	1.20	-40~+85	UP TO 60	18.2	CM04
3.100	3.500	JCM3100T3500S6R	20	0.50	1.20	-40~+85	UP TO 60	18.2	CM04
3.200	3.400	JCM3200T3400S6R	21	0.35	1.20	-40~+85	UP TO 60	18.2	CM04
3.300	3.500	JCM3300T3500S6R	21	0.35	1.20	-40~+86	UP TO 60	18.3	CM04
3.300	3.800	JCM3300T3800S6R	18	0.50	1.20	-40~+85	UP TO 60	18.2	CM04
3.400	3.600	JCM3400T3600S6R	21	0.35	1.20	-40~+85	UP TO 60	18.2	CM04
3.500	3.700	JCM3500T3700S6R	21	0.35	1.20	-40~+85	UP TO 60	18.2	CM04
3.600	3.800	JCM3600T3800S6R	21	0.35	1.20	-40~+85	UP TO 60	18.2	CM04



**JQL ELECTRONICS INC.**  
 1-888-236-9828 (USA)      1-630-930-9917 (International)      sales@jqlelectronics.com

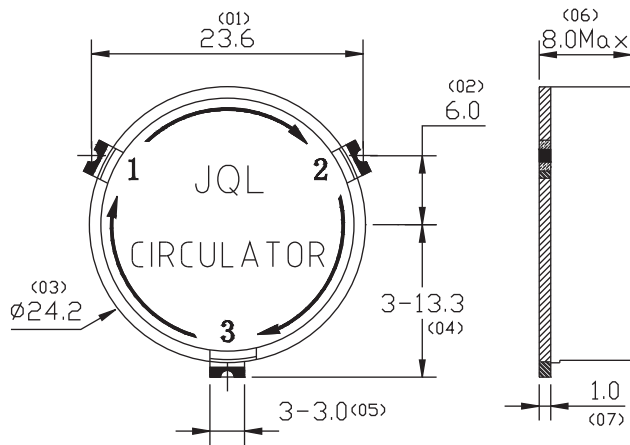
# SURFACE MOUNT CIRCULATOR / ISOLATOR

## SURFACE MOUNT CIRCULATOR BY APPLICATION

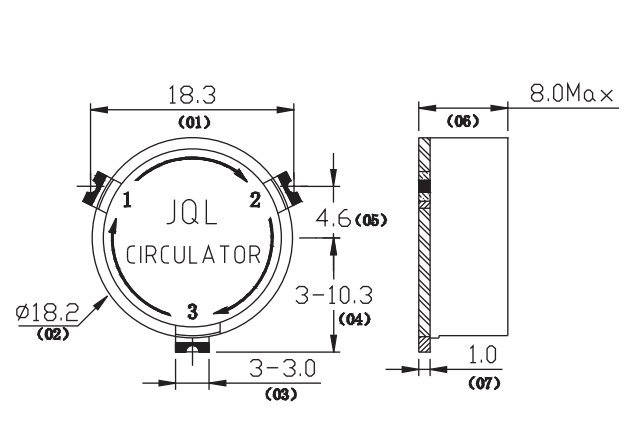
FREQUENCY (GHz)		MODEL	ISOLATION	INS LOSS	VSWR	OPERATING	POWER	ROUND SIZE	DATA SHEET
F1-F2 GHz		NUMBER	(dB) MIN	(dB) MAX	MAX	TEMP( °C )	AVG (W)	dia (mm)	PACKAGE
OTHER APPLICATION									
8.800	10.200	JCM8800T10K2G0	20	0.50	1.25:1	-40~+75	5	6.35	CM05
9.050	9.450	JCM9050T9450G0	20	0.40	1.20:1	-40~+75	5	6.35	CM05
9.500	10.000	JCM9500T10K0G0	20	0.40	1.20:1	-40~+75	5	6.35	CM05

## SELECT-A-FREQUENCY SURFACE MOUNT CIRCULATOR

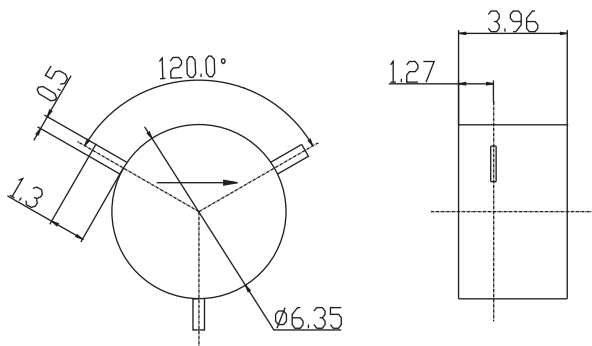
FREQUENCY (GHz)		BANDWIDTH	ISOLATION	INS LOSS	VSWR	OPERATING	PWR HANDLING	ROUND SIZE	DATA SHEET
F1	F2	UP TO	(dB) MIN	(dB) MAX	MAX	TEMP( °c )	AVG(W)	dia (mm)	PACKAGE
0.800	1.200	25MHz	22	0.35	1.20	-30~+75	100	24.2	CM03
0.800	1.200	70MHz	21	0.35	1.20	-30~+75	100	24.2	CM03
0.800	1.200	100MHz	20	0.45	1.25	-30~+75	100	24.2	CM03
1.700	2.500	70MHz	21	0.35	1.20	-40~+85	60	18.2	CM04
1.700	2.500	200MHz	20	0.40	1.25	-40~+85	60	18.2	CM04
3.300	3.800	200MHz	20	0.40	1.25	-40~+85	60	18.2	CM04



CM03-SURFACE MOUNT CIRCULATOR



CM04-SURFACE MOUNT CIRCULATOR



CM05-SURFACE MOUNT CIRCULATOR



500 Lake Cook Road, Suite 350, Deerfield, IL 60015, USA  
 Tel: 1(888)236-9828 / 1(630)930-9917 Fax: 1(630)823-2902  
 Website: www.jqlelectronics.com email: sales@jqlelectronics.com

# SURFACE MOUNT CIRCULATOR / ISOLATOR

## SURFACE MOUNT ISOLATOR BY APPLICATION

FREQUENCY (GHz)		MODEL	ISOLATION	INS LOSS	VSWR	OPERATING	POWER	ROUND SIZE	DATA SHEET
F1-F2 GHz		NUMBER	(dB) MIN	(dB) MAX	MAX	TEMP (°C)	FWD/REV (W)	dia (mm)	PACKAGE
<b>RFID APPLICATION</b>									
0.860	0.872	JIM0860T0872S1R	21	0.35	1.20	-30~+75	100/5	24.2	IM03
0.860	0.960	JIM0860T0960S1R	20	0.45	1.25	-30~+75	100/5	24.2	IM03
0.902	0.928	JIM0902T0928S1R	20	0.35	1.20	-30~+75	100/5	24.2	IM03
0.950	0.956	JIM0950T0956S1R	23	0.35	1.20	-30~+75	100/5	24.2	IM03
<b>CELLULAR / GSM / PCS / DCS / CDMA / UMTS APPLICATION</b>									
0.856	0.866	JIM0856T0866S1R	21	0.35	1.20	-30~+75	100/5	24.2	IM03
0.858	0.878	JIM0858T0878S1R	21	0.35	1.20	-30~+75	100/5	24.2	IM03
0.860	0.894	JIM0860T0894S1R	21	0.35	1.20	-30~+75	100/5	24.2	IM03
0.869	0.894	JIM0869T0894S1R	23	0.35	1.20	-30~+75	100/5	24.2	IM03
0.890	0.915	JIM0890T0915S1R	21	0.35	1.20	-30~+75	100/5	24.2	IM03
0.920	0.960	JIM0920T0960S1R	23	0.35	1.20	-30~+75	100/5	24.2	IM03
0.925	0.960	JIM0925T0960S1R	23	0.35	1.20	-30~+75	100/5	24.2	IM03
0.935	0.960	JIM0935T0960S1R	21	0.35	1.20	-30~+75	100/5	24.2	IM03
1.710	1.730	JIM1710T1730S1R	21	0.35	1.20	-40~+85	60/5	18.2	IM04
1.805	1.825	JIM1805T1825S1R	21	0.35	1.20	-40~+85	60/5	18.2	IM04
1.805	1.880	JIM1805T1880S1R	23	0.35	1.20	-40~+85	60/5	18.2	IM04
1.805	1.880	JIM1805T1880S1R-II	23	0.35	1.20	-40~+85	100/5	24.2	IM03
1.930	1.990	JIM1930T1990S1R	23	0.35	1.20	-40~+85	60/5	18.2	IM04
1.930	1.990	JIM1930T1990S1R-II	23	0.35	1.20	-40~+85	100/5	24.2	IM03
2.110	2.170	JIM2110T2170S1R	23	0.35	1.20	-40~+85	60/5	18.2	IM04
2.110	2.170	JIM2110T2170S1R-II	23	0.35	1.20	-40~+85	100/5	24.2	IM03
<b>WIMAX APPLICATION</b>									
2.300	2.400	JIM2300T2400S1R	20	0.35	1.20	-40~+85	60/5	18.2	IM04
2.300	2.500	JIM2300T2500S1R	20	0.45	1.20	-40~+85	60/5	18.2	IM04
2.400	2.500	JIM2400T2500S1R	20	0.35	1.20	-40~+85	60/5	18.2	IM04
2.496	2.572	JIM2496T2572S1R	20	0.35	1.20	-40~+85	60/5	18.2	IM04
2.496	2.690	JIM2496T2690S1R	20	0.45	1.20	-40~+85	60/5	18.2	IM04
2.500	2.600	JIM2500T2600S1R	20	0.35	1.20	-40~+85	60/5	18.2	IM04
2.500	2.700	JIM2500T2700S1R	20	0.45	1.20	-40~+85	60/5	18.2	IM04
2.570	2.620	JIM2570T2620S1R	20	0.35	1.20	-40~+85	60/5	18.2	IM04
2.614	2.690	JIM2614T2690S1R	20	0.35	1.20	-40~+85	60/5	18.2	IM04
2.900	3.100	JIM2900T3100S1R	20	0.45	1.20	-40~+85	60/5	18.2	IM04
3.100	3.500	JIM3100T3500S1R	20	0.50	1.20	-40~+85	60/5	18.2	IM04
3.200	3.400	JIM3200T3400S1R	21	0.35	1.20	-40~+85	60/5	18.2	IM04
3.300	3.500	JIM3300T3500S1R	21	0.35	1.20	-40~+86	60/5	18.3	IM04
3.300	3.800	JIM3300T3800S1R	18	0.50	1.20	-40~+85	60/5	18.2	IM04
3.400	3.600	JIM3400T3600S1R	21	0.35	1.20	-40~+85	60/5	18.2	IM04
3.500	3.700	JIM3500T3700S1R	21	0.35	1.20	-40~+85	60/5	18.2	IM04
3.600	3.800	JIM3600T3800S1R	21	0.35	1.20	-40~+85	60/5	18.2	IM04
<b>OTHER APPLICATION</b>									
8.800	10.200	JIM8800T10K2G0	20	0.50	1.25:1	-40~+75	5/0.5	6.35	IM05
9.050	9.450	JIM9050T9450G0	20	0.40	1.20:1	-40~+75	5/0.5	6.35	IM05
9.500	10.000	JIM9500T10K0G0	20	0.40	1.20:1	-40~+75	5/0.5	6.35	IM05

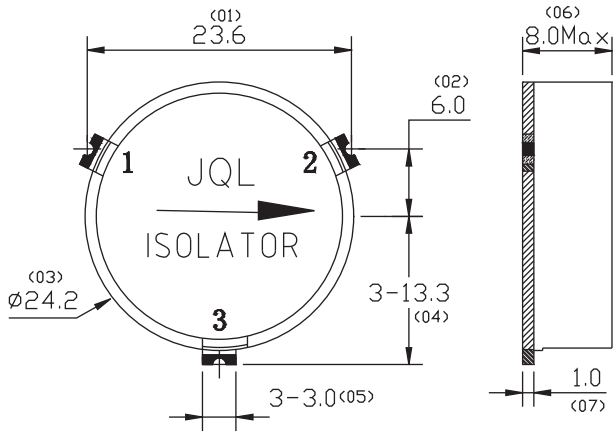
## SELECT-A-FREQUENCY SURFACE MOUNT ISOLATOR

FREQUENCY (GHz)		BANDWIDTH	ISOLATION	INS LOSS	VSWR	OPERATING	PWR	ROUND SIZE	DATA SHEET
F1	F2	UP TO	(dB) MIN	(dB) MAX	MAX	TEMP (°C)	FWD/REV (W)	dia (mm)	PACKAGE
0.800	1.200	25MHz	22	0.35	1.20	-30~+75	100/5	24.2	IM03
0.800	1.200	70MHz	21	0.35	1.20	-30~+75	100/5	24.2	IM03
0.800	1.200	100MHz	20	0.45	1.25	-30~+75	100/5	24.2	IM03
1.700	2.500	70MHz	21	0.35	1.20	-40~+85	60/5	18.2	IM04
1.700	2.500	200MHz	20	0.40	1.25	-40~+85	60/5	18.2	IM04
3.300	3.800	200MHz	20	0.40	1.25	-40~+85	60/5	18.2	IM04

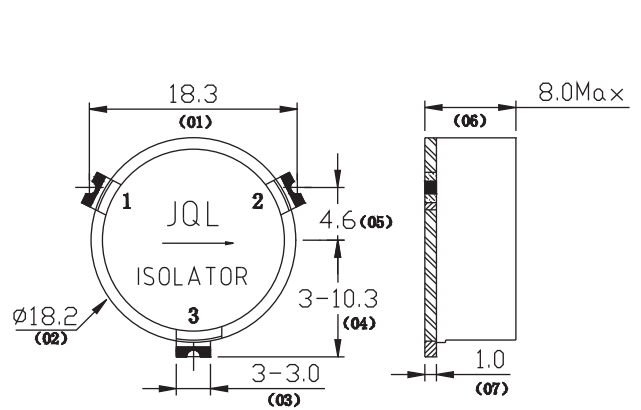


**JQL ELECTRONICS INC.**  
 1-888-236-9828 (USA)      1-630-930-9917 (International)      [sales@jqlelectronics.com](mailto:sales@jqlelectronics.com)

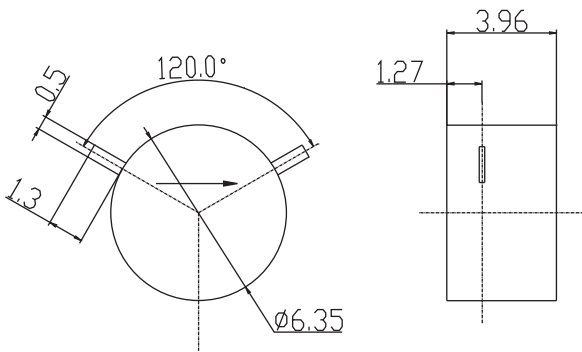
# SURFACE MOUNT CIRCULATOR / ISOLATOR



IM03-SURFACE MOUNT ISOLATOR



IM04-SURFACE MOUNT ISOLATOR



IM05-SURFACE MOUNT ISOLATOR



500 Lake Cook Road, Suite 350, Deerfield, IL 60015, USA  
 Tel: 1(888)236-9828 / 1(630)930-9917 Fax: 1(630)823-2902  
 Website: www.jqlelectronics.com email: sales@jqlelectronics.com



# WAVEGUIDE CIRCULATOR

- Broad Selection of Frequency and Bandwidth (7.7GHz-120GHz, from 3% to Full Bandwidth)
- Military, Space and Commercial Applications
- High Power Design
- High Isolation, Low Insertion Loss
- Wide Operation Temperature Range
- Custom Design Available Upon Request



## WAVEGUIDE CIRCULATOR

FREQUENCY (GHz)		MODEL	BANDWIDTH	ISOLATION	INS LOSS	VSWR	OPERATING	POWER	SIZE L*W*H	WAVEGUIDE	PACKAGE
F1	F2	NUMBER	UP TO (MHz)	(dB) MIN	(dB) MAX	MAX	TEMP(°C)	AVG(W)	(mm)	TYPE	CODE
<b>WR 112</b>											
7.700	8.400	JCWR112-60-7700T8400	FULL	25	0.30	1.15	-40~+80	10	60*65*47.8	WR112	CW01
<b>WR 90</b>											
8.000	12.400	JCWR90-27-TBD	100	35	0.20	1.10	-40~+80	10	27*46.5*42	WR90	CW02
			500	25	0.30	1.15					
8.000	12.400	JCWR90-48-TBD	1000	23	0.30	1.15	-40~+80	10	48*53*42	WR90	CW03
8.700	9.700	JCWR90-48-8700T9700	FULL	23	0.30	1.15	-40~+80	15	48*53*42	WR90	CW03
9.000	9.200	JCWR90-27-9000T9200	FULL	25	0.20	1.15	-40~+80	10	27*46.5*42	WR90	CW02
9.000	9.200	JCWR90-48-9000T9200	FULL	25	0.20	1.15	-40~+80	15	48*53*42	WR90	CW03
10.400	10.800	JCWR90-27-10K4T10K8	FULL	25	0.30	1.15	-40~+80	10	27*46.5*42	WR90	CW02
10.400	10.800	JCWR90-48-10K4T10K8	FULL	25	0.30	1.15	-40~+80	15	48*53*42	WR90	CW03
10.250	10.750	JCWR90-27-10K25T10K75	FULL	25	0.20	1.15	-40~+80	10	27*46.5*42	WR90	CW02
10.250	10.750	JCWR90-48-10K25T10K75	FULL	25	0.20	1.15	-40~+80	15	48*53*42	WR90	CW03
10.500	11.800	JCWR90-27-10K5T11K8	FULL	25	0.20	1.15	-40~+80	10	27*46.5*42	WR90	CW02
10.500	11.800	JCWR90-48-10K5T11K8	FULL	25	0.20	1.15	-40~+80	15	48*53*42	WR90	CW03
10.700	11.700	JCWR90-48-10K7T11K7	FULL	23	0.30	1.15	-40~+80	15	48*53*42	WR90	CW03
<b>WR 75</b>											
10.000	16.000	JCWR75-42-TBD	300	26	0.20	1.10	-40~+80	10	42*48*38	WR75	CW04
			1000	25	0.30	1.15					
10.700	11.700	JCWR75-42-10K7T11K7	FULL	25	0.30	1.15	-40~+80	10	42*48*38	WR75	CW04
10.700	12.800	JCWR75-42-10K7T12K8	FULL	20	0.40	1.25	-40~+80	10	42*48*38	WR75	CW04
10.700	12.950	JCWR75-42-10K7T12K95	FULL	20	0.40	1.25	-40~+80	10	42*48*38	WR75	CW04
10.950	12.750	JCWR75-42-10K95T12K75	FULL	20	0.40	1.25	-40~+80	10	42*48*38	WR75	CW04
11.700	12.200	JCWR75-42-11K7T12K2	FULL	25	0.20	1.15	-40~+80	10	42*48*38	WR75	CW04
11.700	12.750	JCWR75-42-11K7T12K75	FULL	22	0.30	1.15	-40~+80	10	42*48*38	WR75	CW04
12.000	13.000	JCWR75-42-12K0T13K0	FULL	25	0.30	1.15	-40~+80	10	42*48*38	WR75	CW04
12.000	13.700	JCWR75-42-12K0T13K7	FULL	20	0.40	1.25	-40~+80	10	42*48*38	WR75	CW04
12.200	12.800	JCWR75-42-12K2T12K8	FULL	25	0.20	1.15	-40~+80	10	42*48*38	WR75	CW04
13.700	14.500	JCWR75-42-13K7T14K5	FULL	25	0.30	1.15	-40~+80	10	42*48*38	WR75	CW04
13.800	14.700	JCWR75-42-13K8T14K7	FULL	25	0.30	1.15	-40~+80	10	42*48*38	WR75	CW04
14.000	14.500	JCWR75-42-14K0T14K5	FULL	25	0.30	1.15	-40~+80	10	42*48*38	WR75	CW04
<b>WR 62</b>											
12.400	18.000	JCWR62-40-TBD	500	25	0.30	1.15	-40~+80	10	40*40*33.3	WR62	CW05
			1000	23	0.40	1.20					
14.000	15.300	JCWR62-40-14K0T15K3	FULL	20	0.40	1.25	-40~+80	10	40*40*33.3	WR62	CW05
14.200	15.600	JCWR62-40-14K2T15K6	FULL	20	0.40	1.25	-40~+80	10	40*40*33.3	WR62	CW05
16.000	17.000	JCWR62-40-16K0T17K0	FULL	23	0.40	1.20	-40~+80	10	40*40*33.3	WR62	CW05

# WAVEGUIDE CIRCULATOR

## WAVEGUIDE CIRCULATOR

FREQUENCY (GHz)		MODEL	BANDWIDTH	ISOLATION	INS LOSS	VSWR	OPERATING	POWER	SIZE L*W*H	WAVEGUIDE	PACKAGE
F1	F2	NUMBER	UP TO (MHz)	(dB) MIN	(dB) MAX	MAX	TEMP( °C)	AVG(W)	(mm)	TYPE	CODE
<b>WR 51</b>											
14.500	22.000	JCWR51-14D5-TBD	1000	23	0.30	1.20	-40~+80	10	32*35*30.2	WR51	CW06
18.500	19.500	JCWR51-14D5-18K5T19K5	FULL	23	0.30	1.20	-40~+80	10	32*35*30.2	WR51	CW06
<b>WR 42</b>											
18.500	26.500	JCWR42-22D2-TBD	2000	20	0.40	1.25	-40~+80	10	22.2*31.75*22.4	WR42	CW07
18.500	26.500	JCWR42-24-TBD	1000	23	0.30	1.20	-40~+80	10	24*27*22.4	WR42	CW08
			2000	20	0.40	1.25					
17.700	19.700	JCWR42-24-17K7T19K7	FULL	20	0.40	1.25	-40~+80	10	24*27*22.4	WR42	CW08
18.400	19.100	JCWR42-24-18K4T19K1	FULL	22	0.40	1.25	-40~+80	10	24*27*22.4	WR42	CW08
21.000	23.000	JCWR42-24-21K0T23K0	FULL	20	0.40	1.25	-40~+80	10	24*27*22.4	WR42	CW08
21.200	23.600	JCWR42-24-21K2T23K6	FULL	20	0.40	1.25	-40~+80	10	24*27*22.4	WR42	CW08
24.500	26.500	JCWR42-24-24K5T26K5	FULL	20	0.40	1.25	-40~+80	10	24*27*22.4	WR42	CW08
<b>WR 34</b>											
21.700	33.000	JCWR34-22D3-TBD	1000	23	0.30	1.20	-40~+80	5	22.3*27*21.2	WR34	CW09
24.400	26.500	JCWR34-22D3-24K4T26K5	FULL	20	0.40	1.20	-40~+80	5	22.3*27*21.2	WR34	CW09
26.200	26.700	JCWR34-22D3-26K2T26K7	FULL	23	0.30	1.20	-40~+80	5	22.3*27*21.2	WR34	CW09
30.000	31.000	JCWR34-22D3-30K0T31K0	FULL	23	0.30	1.20	-40~+80	5	22.3*27*21.2	WR34	CW09
<b>WR 28</b>											
26.500	40.000	JCWR28-10-TBD	500	25	0.30	1.15	-40~+80	5	10*24.5*19.1	WR28	CW10
			1000	20	0.30	1.25					
26.500	40.000	JCWR28-15-TBD	1000	23	0.30	1.20	-40~+80	5	15*25.4*19.1	WR28	CW11
26.500	40.000	JCWR28-8-TBD	1000	20	0.30	1.25	-40~+80	5	8*16*23	WR28	CW12
26.500	40.000	JCWR28-21-TBD	500	25	0.30	1.15	-40~+80	5	21*24*19.1	WR28	CW13
			1000	23	0.30	1.20					
26.500	40.000	JCWR28-10Y-TBD	1000	23	0.30	1.20	-40~+80	10	10*30.2*9.9	WR28	CW19
			2000	20	0.40	1.25					
27.000	29.000	JCWR28-21-27K0T29K0	FULL	21	0.35	1.25	-40~+80	5	21*24*19.1	WR28	CW13
30.000	32.000	JCWR28-21-30K0T32K0	FULL	21	0.35	1.25	-40~+80	5	21*24*19.1	WR28	CW13
32.000	34.000	JCWR28-21-32K0T34K0	FULL	21	0.35	1.25	-40~+80	5	21*24*19.1	WR28	CW13
33.000	35.000	JCWR28-21-33K0T35K0	FULL	21	0.35	1.25	-40~+80	5	21*24*19.1	WR28	CW13
35.000	37.000	JCWR28-21-35K0T37K0	FULL	21	0.35	1.25	-40~+80	5	21*24*19.1	WR28	CW13
36.000	38.000	JCWR28-21-36K0T38K0	FULL	21	0.35	1.25	-40~+80	5	21*24*19.1	WR28	CW13
37.000	40.000	JCWR28-21-37K0T40K0	FULL	20	0.40	1.25	-40~+80	5	21*24*19.1	WR28	CW13
37.500	38.500	JCWR28-21-37K5T38K5	FULL	21	0.40	1.25	-40~+80	5	21*24*19.1	WR28	CW13
<b>WR 22</b>											
32.900	50.100	JCWR22-19-TBD	1000	23	0.60	1.20	-40~+80	1	19*20*19.1	WR22	CW14
			2000	20	0.60	1.25					
<b>WR 18</b>											
39.200	59.600	JCWR18-10-TBD	1000	23	0.60	1.20	-40~+80	1	10*24.5*19.1	WR18	CW15
			2000	20	0.60	1.25					
39.200	59.60	JCWR18-19-TBD	1000	23	0.60	1.20	-40~+80	1	19*19.1*19.1	WR18	CW16
			2000	20	0.60	1.25					
<b>WR 14</b>											
60.500	91.90	JCWR14-12D7-TBD	500	20	0.60	1.25	-40~+80	1	12.7*23*19.1	WR14	CW17
			1000	18	1.00	1.30					
<b>WR 10</b>											
84.000	100.00	JCWR10-10-TBD	1000	23	0.80	1.20	-40~+80	0.5	10*25*19.1	WR10	CW18
			2000	18	1.00	1.30					

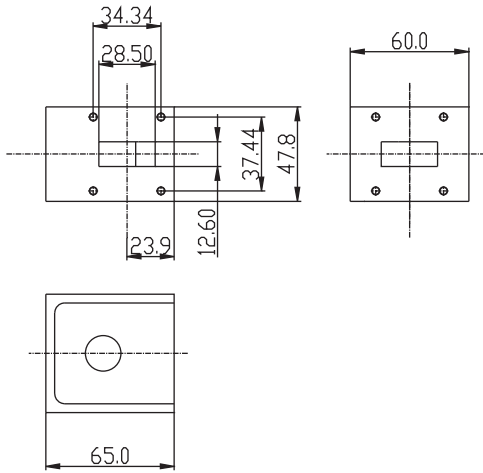
## HIGH POWER WAVEGUIDE CIRCULATOR

FREQUENCY (GHz)		MODEL	BANDWIDTH	ISOLATION	INS LOSS	VSWR	OPERATING	POWER	SIZE L*W*H	PACKAGE
F1	F2	NUMBER	UP TO (MHz)	(dB) MIN	(dB) MAX	MAX	TEMP( °C)	(W)	(mm)	CODE
<b>WR 112</b>										
7.800	8.400	JCWR112-6-HP	FULL	23	0.40	1.25	-55~+85	350	60*65*47.8	CW20
<b>WR 90</b>										
9.400	9.800	JCWR90-36-HP	FULL	40	0.40	1.15	-40~+80	150	36*90*33	CW21

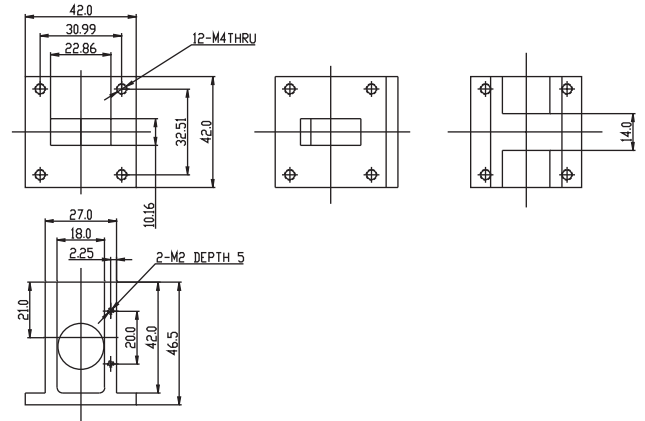


500 Lake Cook Road, Suite 350, Deerfield, IL 60015, USA  
 Tel: 1(888)236-9828/ 1(630)930-9917 Fax: 1(630)823-2902  
 Website: www.jqlelectronics.com email: sales@jqlelectronics.com

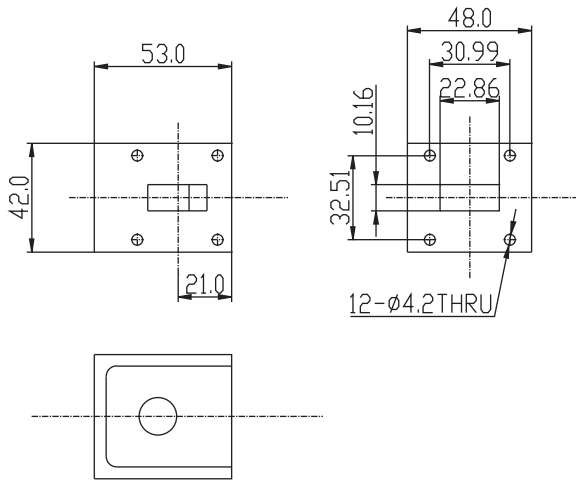
# WAVEGUIDE CIRCULATOR



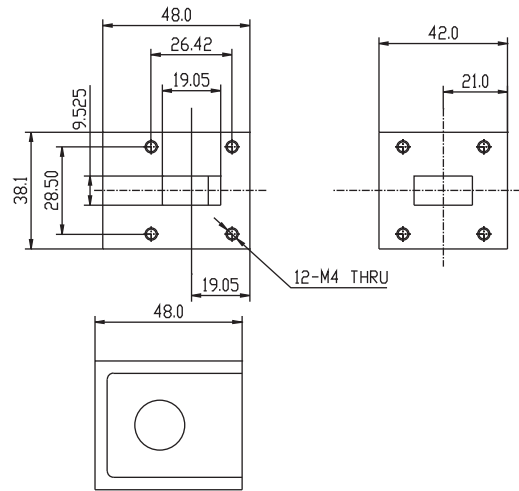
CW01-WAVEGUIDE CIRCULATOR



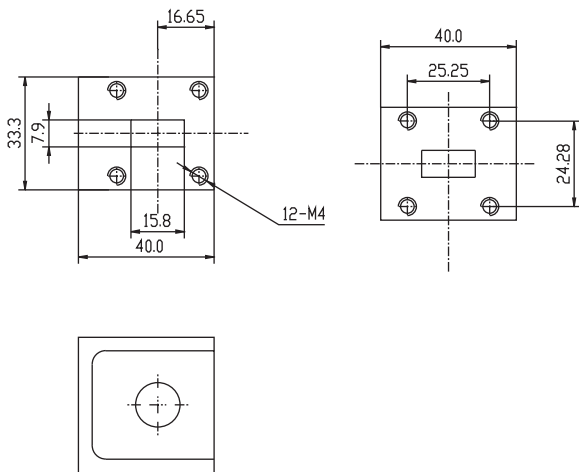
CW02-WAVEGUIDE CIRCULATOR



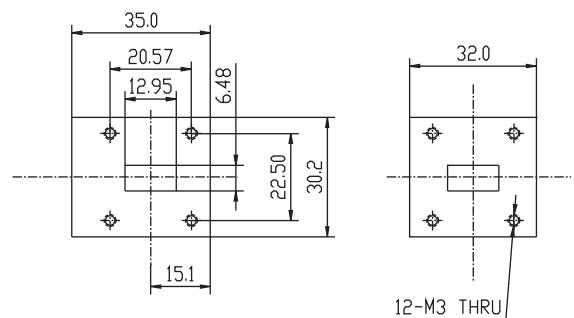
CW03-WAVEGUIDE CIRCULATOR



CW04-WAVEGUIDE CIRCULATOR

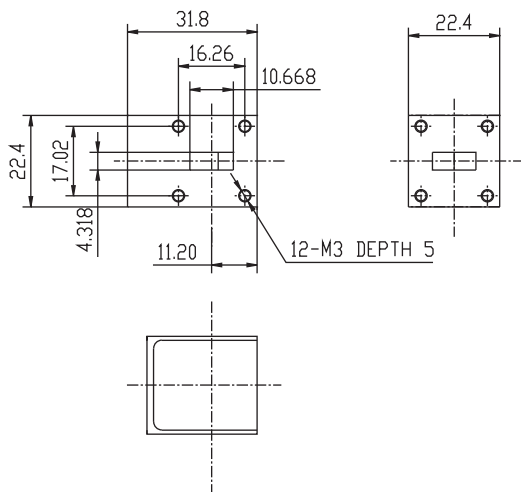


CW05-WAVEGUIDE CIRCULATOR

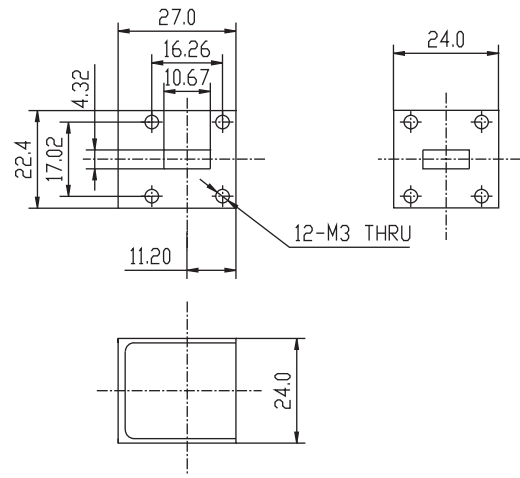


CW06-WAVEGUIDE CIRCULATOR

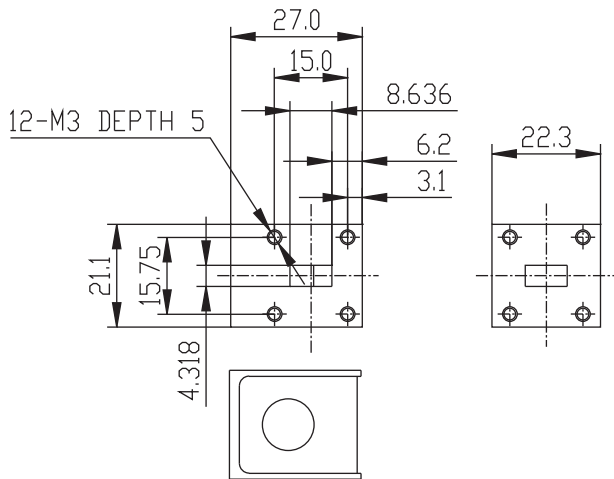
# WAVEGUIDE CIRCULATOR



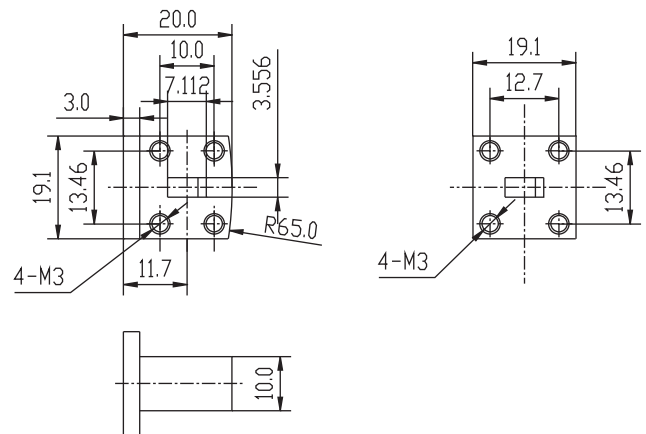
CW07-WAVEGUIDE CIRCULATOR



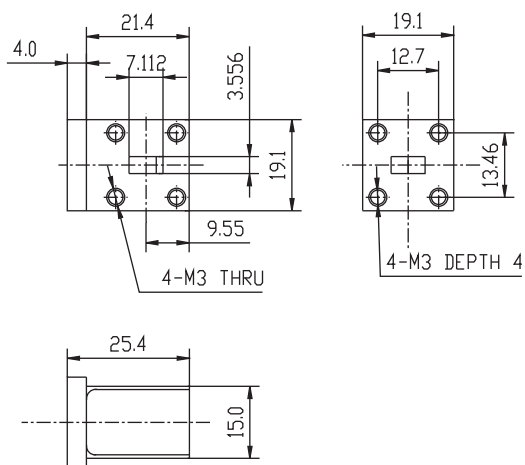
CW08-WAVEGUIDE CIRCULATOR



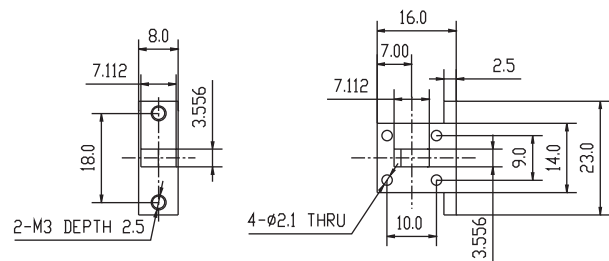
CW09-WAVEGUIDE CIRCULATOR



CW10-WAVEGUIDE CIRCULATOR

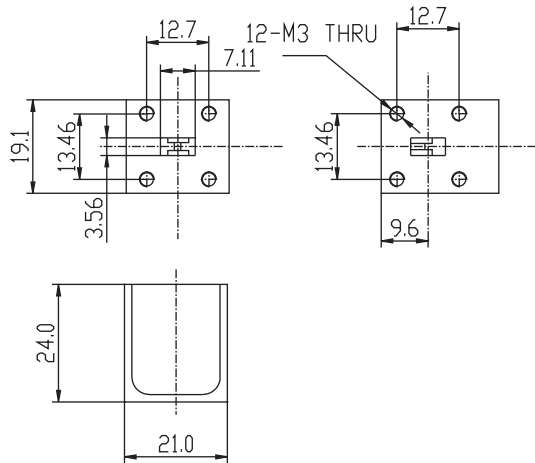


CW11-WAVEGUIDE CIRCULATOR

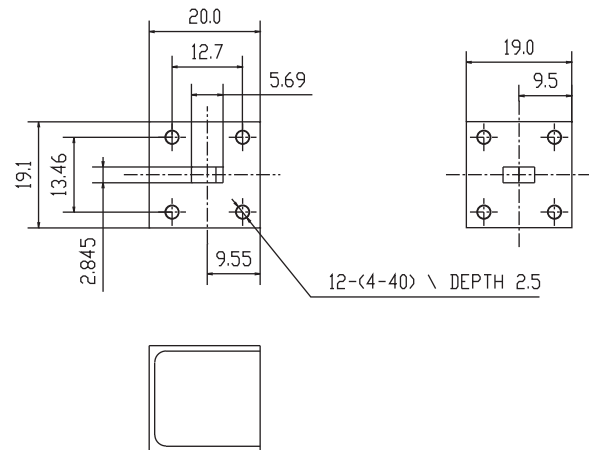


CW12-WAVEGUIDE CIRCULATOR

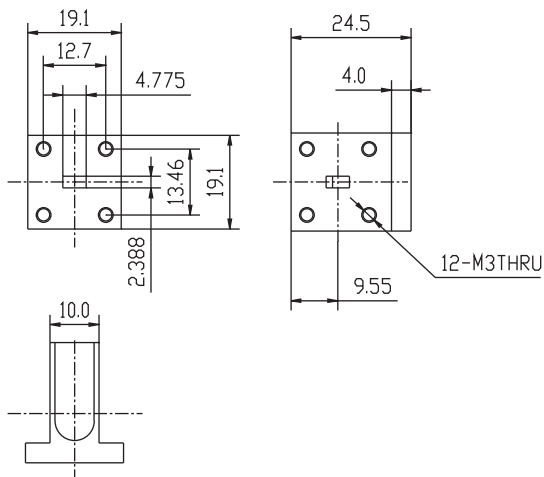
# WAVEGUIDE CIRCULATOR



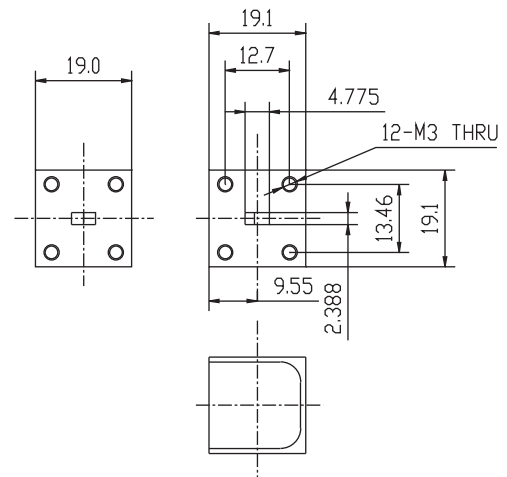
CW13-WAVEGUIDE CIRCULATOR



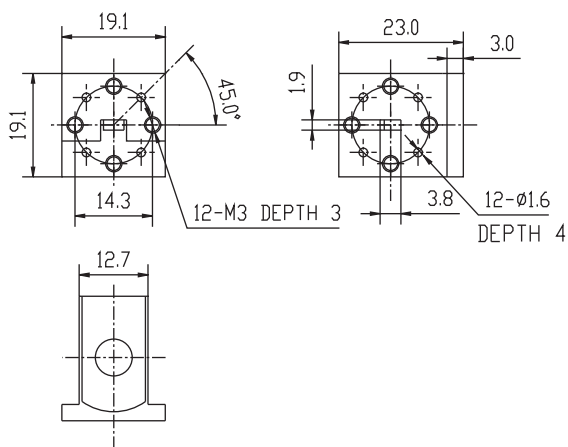
CW14-WAVEGUIDE CIRCULATOR



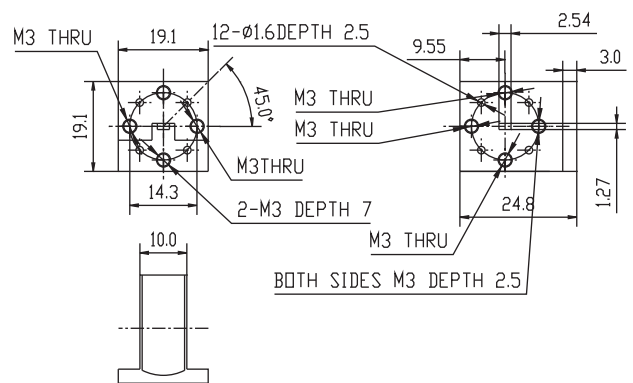
CW15-WAVEGUIDE CIRCULATOR



CW16-WAVEGUIDE CIRCULATOR

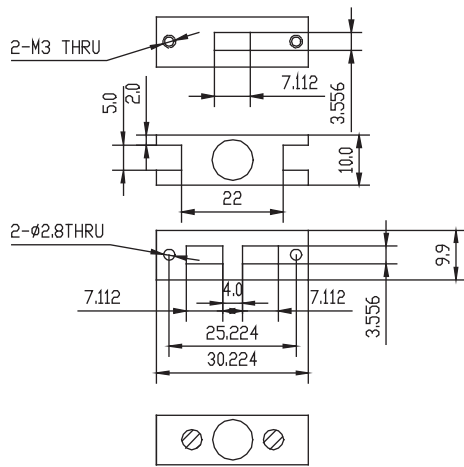


CW17-WAVEGUIDE CIRCULATOR

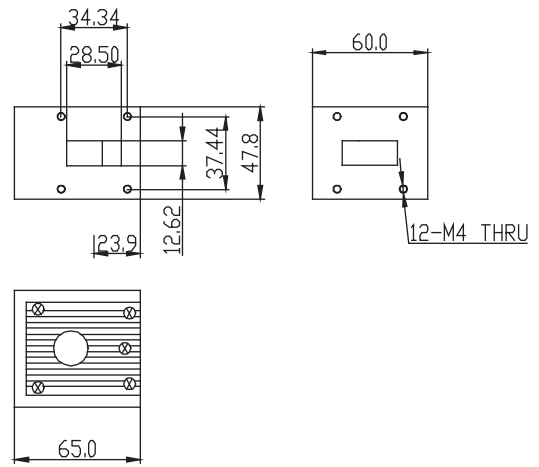


CW18-WAVEGUIDE CIRCULATOR

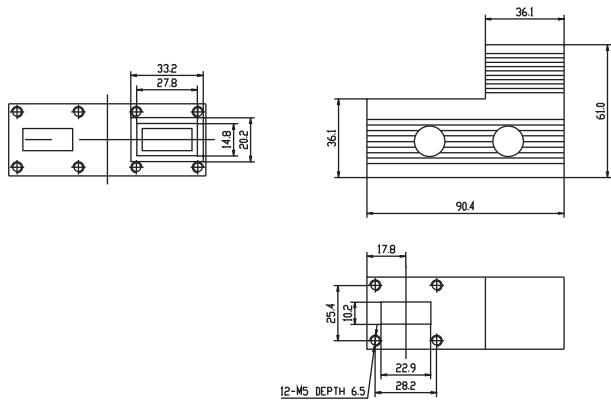
# WAVEGUIDE CIRCULATOR



CW19-WAVEGUIDE CIRCULATOR



CW20-WAVEGUIDE CIRCULATOR



CW21-WAVEGUIDE CIRCULATOR



- Broad Selection of Frequency and Bandwidth (4.4Ghz-120Ghz, from 3% to Full Bandwidth)
- Military, Space and Commercial Applications
- High Power Design
- High Isolation, Low Insertion Loss
- Wide Operation Temperature Range
- Custom Design Available Upon Request



**WAVEGUIDE ISOLATOR**

FREQUENCY (GHz)		MODEL	BANDWIDTH	ISOLATION	INS LOSS	VSWR	OPERATING	POWER	SIZE L*W*H	PACKAGE
F1	F2	NUMBER	UP TO (MHz)	(dB) MIN	(dB) MAX	MAX	TEMP(°C)	FWD/REV (W)	(mm)	CODE
<b>WR 187</b>										
4.400	5.000	JIWR187-112-TBD	300	28	0.30	1.08	0~+55	40/10	112*71*45	IW01
4.800	5.000	JIWR187-112-4800T5000	FULL	28	0.30	1.08	0~+55	40/10	112*71*45	IW01
4.500	4.800	JIWR187-112-4500T4800	FULL	28	0.30	1.08	0~+55	40/10	112*71*45	IW01
<b>WR 112</b>										
7.100	7.750	JIWR112-36-7100T7750	FULL	23	0.30	1.20	-40~+80	25/15	36*75.5*48	IW02
7.125	8.500	JIWR112-36-7125T8500	FULL	20	0.40	1.25	-40~+80	25/15	36*75.5*48	IW02
7.700	8.400	JIWR112-36-7700T8400	FULL	23	0.30	1.20	-40~+80	25/15	36*75.5*48	IW02
7.250	8.400	JIWR112-62C-7250T8400-HP	FULL	20	0.40	1.25	-20~+70	250/25	75*84*62.2	IW22
<b>WR 90</b>										
8.000	12.400	JIWR90-28-TBD	300	30	0.20	1.15	-40~+80	25/15	28*56*42	IW03
			1000	23	0.30	1.20				
8.500	9.600	JIWR90-28-8500T9600	FULL	23	0.30	1.20	-40~+80	25/15	28*56*42	IW03
9.000	10.000	JIWR90-28-9000T10K0	FULL	23	0.30	1.20	-40~+80	25/15	28*56*42	IW03
9.000	12.400	JIWR90-12D7-TBD	300	25	0.40	1.20	-40~+80	10/5	12.7*48.5*42	IW07
			1000	20	0.50	1.25				
9.000	10.000	JIWR90-12D7-9000T10K0	FULL	20	0.40	1.25	-40~+80	10/5	12.7*48.5*42	IW07
10.000	11.000	JIWR90-70-10K0T11K0	FULL	20	0.40	1.15	-40~+80	15/10	70*42*42	IW04
10.400	11.000	JIWR90-28-10K4T11K0	FULL	23	0.30	1.20	-40~+80	25/15	28*56*42	IW03
10.400	11.000	JIWR90-12D7-10K4T11K0	FULL	23	0.30	1.20	-40~+80	10/5	12.7*48.5*42	IW07
<b>WR 75</b>										
10.000	16.000	JIWR75-25-TBD	500	30	0.20	1.15	-40~+80	10/5	25*52*38	IW05
			1000	25	0.25	1.15				
10.000	16.000	JIWR75-12D7-TBD	300	25	0.30	1.20	-40~+80	10/2	12.7*43*38	IW08
10.500	11.500	JIWR75-25-10K5T11K5	FULL	25	0.25	1.15	-40~+80	10/5	25*52*38	IW05
11.500	12.600	JIWR75-25-11K5T12K6	FULL	25	0.25	1.15	-40~+80	10/5	25*52*38	IW05
12.750	13.500	JIWR75-25-12K75T13K5	FULL	25	0.25	1.15	-40~+80	10/5	25*52*38	IW05
12.750	13.500	JIWR75-12D7-12K75T13K5	FULL	25	0.30	1.20	-40~+80	10/2	12.7*43*38	IW08
13.000	14.500	JIWR75-25-13K0T14K5	FULL	25	0.25	1.15	-40~+80	10/5	25*52*38	IW05
<b>WR 62</b>										
12.400	18.000	JIWR62-21-TBD	500	25	0.30	1.15	-40~+80	5/2	21*52*33.3	IW06
			1000	23	0.20	1.15				
12.400	18.000	JIWR62-12D7-TBD	500	23	0.30	1.20	-40~+80	2/1	12.7*38.3*33.3	IW09
14.000	15.300	JIWR62-21-14K0T15K3	FULL	22	0.35	1.20	-40~+80	5/2	21*52*33.3	IW06
14.200	15.600	JIWR62-21-TBD	500	22	0.35	1.20	-40~+80	5/2	21*52*33.3	IW06
<b>WR 51</b>										
14.500	22.000	JIWR51-15-TBD	1000	25	0.30	1.20	-40~+80	5/2	15*40*33.3	IW10



**JQL ELECTRONICS INC.**  
 1-888-236-9828 (USA)    1-630-930-9917 (International)    sales@jqlelectronics.com

# WAVEGUIDE ISOLATOR

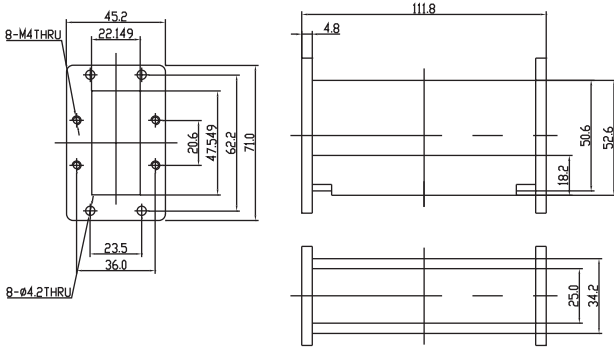
## WAVEGUIDE ISOLATOR

FREQUENCY (GHz)		MODEL	BANDWIDTH	ISOLATION	INS LOSS	VSWR	OPERATING	POWER	SIZE L*W*H	PACKAGE
F1	F2	NUMBER	UP TO (MHz)	(dB) MIN	(dB) MAX	MAX	TEMP(°C)	FWD/REV (W)	(mm)	CODE
<b>WR 42</b>										
17.600	26.700	JIWR42-12D7A-TBD	2000	20	0.50	1.25	-40~+80	2/1	12.7*31.75*23.6	IW12
17.600	26.700	JIWR42-9D5-TBD	2000	18	0.40	1.30	-40~+80	2/1	9.5*31.75*22.4	IW13
17.700	19.700	JIWR42-12D7A-17K7T19K7	FULL	20	0.40	1.25	-40~+80	2/1	12.7*31.75*23.6	IW12
18.250	19.500	JIWR42-12D7A-18K25T19K5	FULL	20	0.40	1.25	-40~+80	2/1	12.7*31.75*23.6	IW12
18.300	20.200	JIWR42-12D7A-18K3T20K2	FULL	20	0.40	1.25	-40~+80	2/1	12.7*31.75*23.6	IW12
18.500	26.500	JIWR42-12D7-TBD	500	28	0.30	1.15	-40~+80	2/1	12.7*32*22.4	IW11
			1000	23	0.40	1.20				
19.300	20.300	JIWR42-12D7A-19K3T20K3	FULL	20	0.40	1.25	-40~+80	2/1	12.7*31.75*23.6	IW12
21.200	23.600	JIWR42-12D7A-21K2T23K6	FULL	20	0.40	1.25	-40~+80	2/1	12.7*31.75*23.6	IW12
<b>WR 34</b>										
21.700	33.000	JIWR34-12D7-TBD	1000	23	0.30	1.20	-40~+80	2/1	12.7*32*21.1	IW14
26.200	26.700	JIWR34-12D7-26K2T26K7	FULL	23	0.30	1.20	-40~+80	2/1	12.7*32*21.1	IW14
30.000	31.000	JIWR34-12D7-30K0T31K0	FULL	23	0.30	1.20	-40~+80	2/1	12.7*32*21.1	IW14
<b>WR 28</b>										
26.500	40.000	JIWR28-10-TB D	1000	25	0.30	1.20	-40~+80	5/1	10*28*19.1	IW15
			2000	20	0.40	1.25	-40~+80			
26.500	40.000	JIWR28-5D-TBD	1000	20	0.50	1.20	-40~+80	5/1	5*25.4*19.1	IW17
26.500	40.000	JIWR28-12D7-TB D	3000	20	0.40	1.25	-40~+80	5/1	12.7*31.75*19.1	IW16
27.000	29.000	JIWR28-12D7-27K0T29K0	FULL	20	0.40	1.25	-40~+80	5/1	12.7*31.75*19.1	IW16
28.900	29.400	JIWR28-12D7-28K9T29K4	FULL	22	0.30	1.25	-40~+80	5/1	12.7*31.75*19.1	IW16
29.500	30.000	JIWR28-12D7-29K5T30K0	FULL	22	0.30	1.25	-40~+80	5/1	12.7*31.75*19.1	IW16
29.500	31.500	JIWR28-12D7-29K5T31K5	FULL	20	0.40	1.25	-40~+80	5/1	12.7*31.75*19.1	IW16
30.000	31.000	JIWR28-12D7-30K0T31K0	FULL	20	0.40	1.25	-40~+80	5/1	12.7*31.75*19.1	IW16
31.000	34.000	JIWR28-12D7-31K0T34K0	FULL	20	0.40	1.25	-40~+80	5/1	12.7*31.75*19.1	IW16
37.000	40.000	JIWR28-12D7-37K0T40K0	FULL	20	0.40	1.25	-40~+80	5/1	12.7*31.75*19.1	IW16
<b>WR 22</b>										
32.900	50.100	JIWR22-10-TB D	1000	25	0.60	1.20	-40~+80	2/1	10*26*19.1	IW18
			2000	23	0.60	1.25	-40~+80			
43.500	45.500	JIWR22-10-43K5T45K5	FULL	23	0.50	1.25	-40~+80	5/1	10*26*19.1	IW18
<b>WR 18</b>										
39.200	59.600	JIWR18-10-TB D	1000	25	0.60	1.20	-40~+80	0.5/0.5	10*25.5*19.1	IW19
			2000	23	0.60	1.25	-40~+80			
<b>WR 14</b>										
60.500	91.900	JIWR14-12D-TBD7	500	23	0.60	1.20	-40~+80	0.25/0.25	12.7*23*19.1	IW20
			1000	20	1.00	1.25	-40~+80			
<b>WR 10</b>										
84.000	100.000	JIWR10-10-TB D	1000	25	0.80	1.25	-40~+80	0.25/0.25	10*22*19.1	IW21
			2000	20	1.00	1.30	-40~+80			

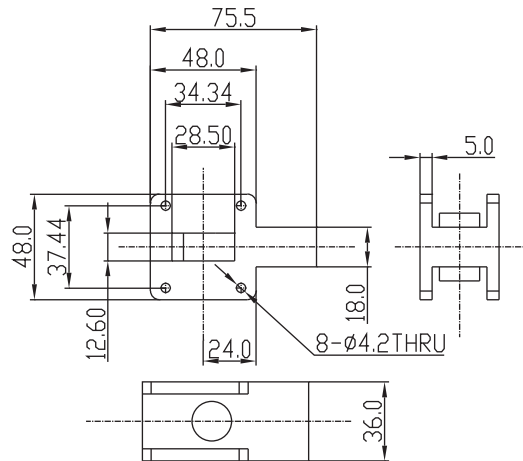




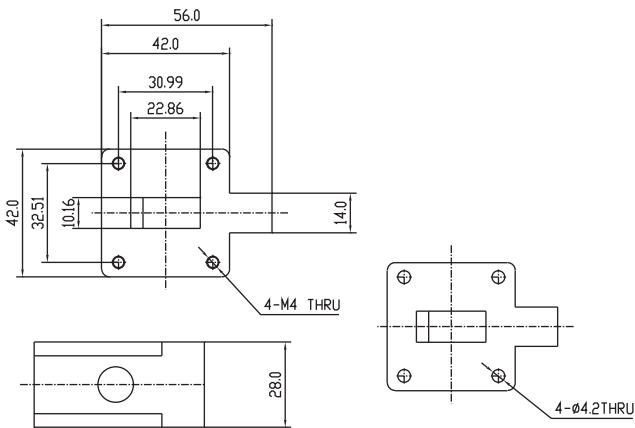
# WAVEGUIDE ISOLATOR



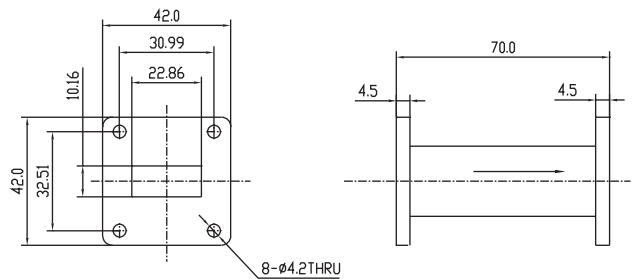
IW01-WAVEGUIDE ISOLATOR



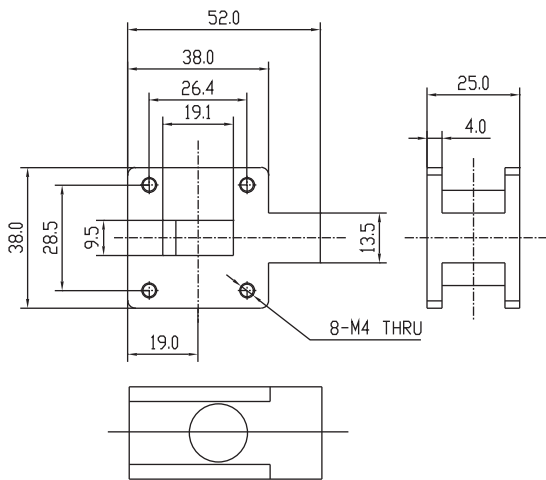
IW02-WAVEGUIDE ISOLATOR



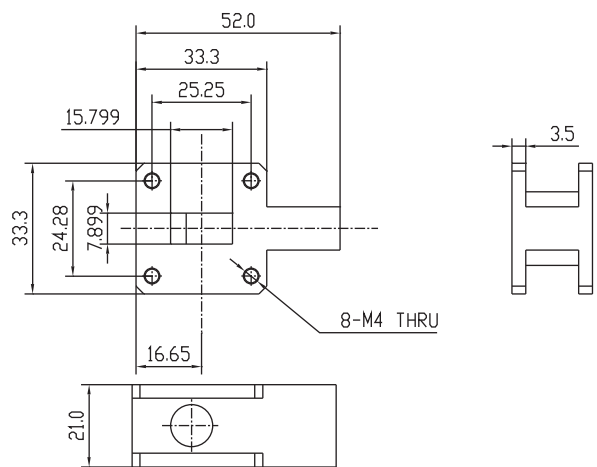
IW03-WAVEGUIDE ISOLATOR



IW04-WAVEGUIDE ISOLATOR



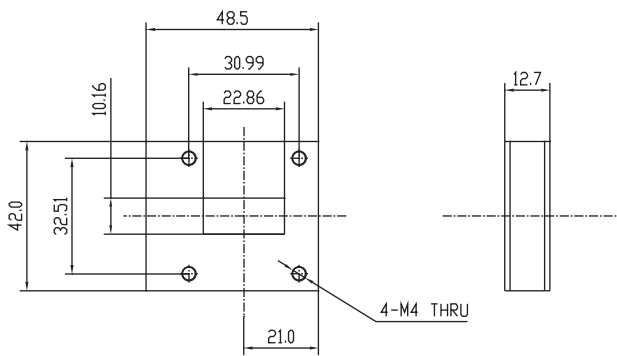
IW05-WAVEGUIDE ISOLATOR



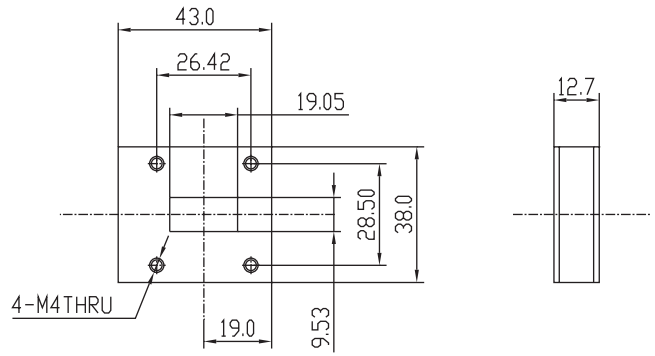
IW06-WAVEGUIDE ISOLATOR



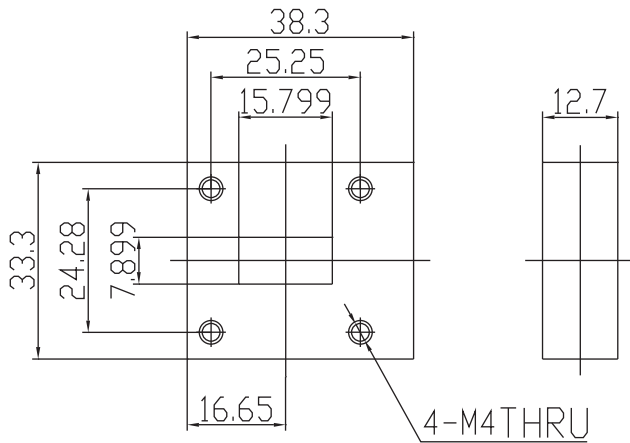
# WAVEGUIDE ISOLATOR



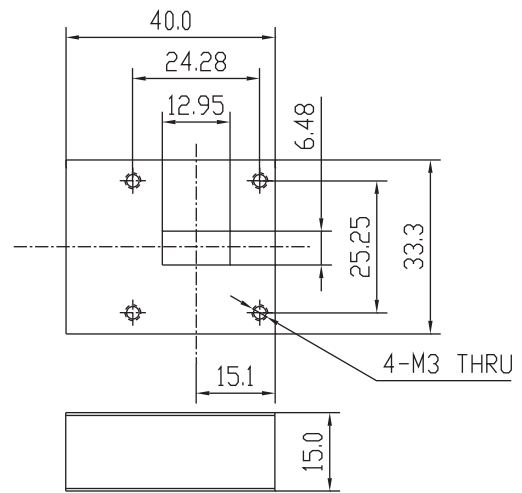
IW07-WAVEGUIDE ISOLATOR



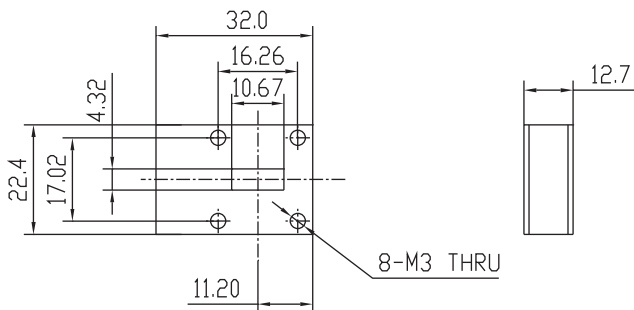
IW08-WAVEGUIDE ISOLATOR



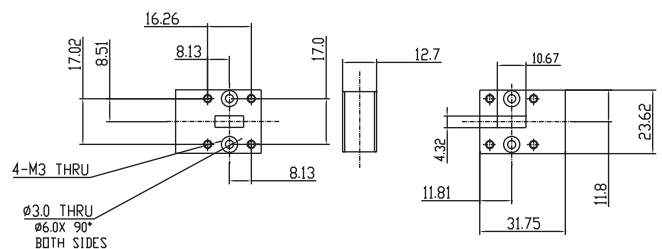
IW09-WAVEGUIDE ISOLATOR



IW10-WAVEGUIDE ISOLATOR

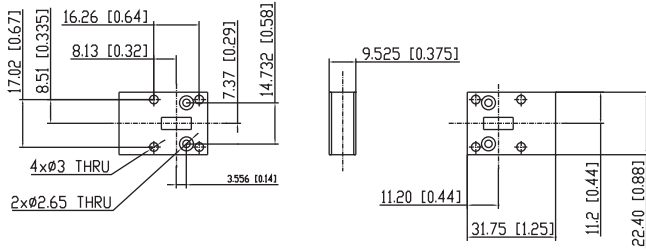


IW11-WAVEGUIDE ISOLATOR

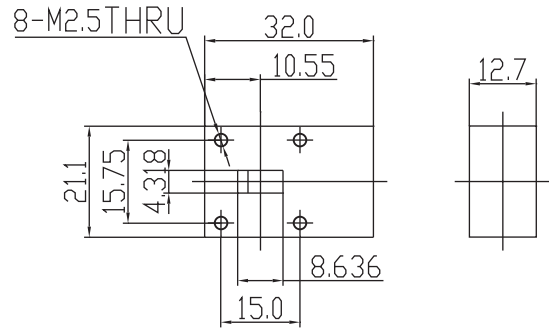


IW12-WAVEGUIDE ISOLATOR

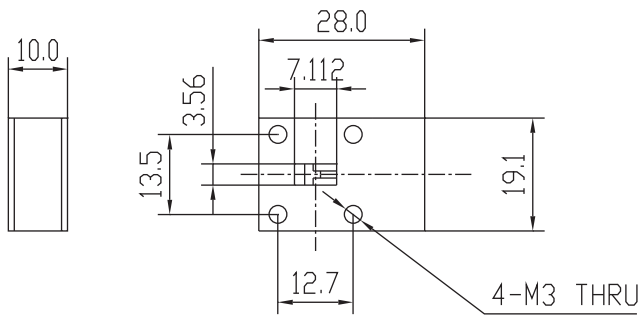
# WAVEGUIDE ISOLATOR



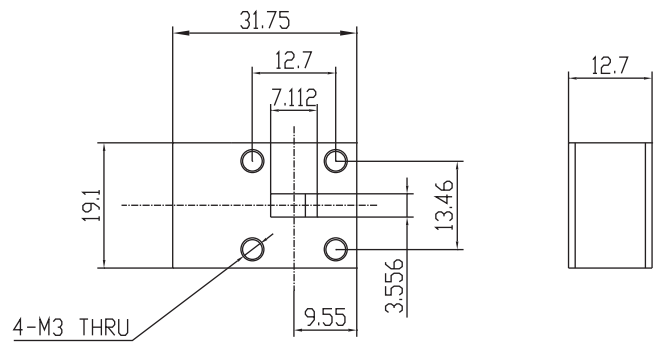
IW13-WAVEGUIDE ISOLATOR



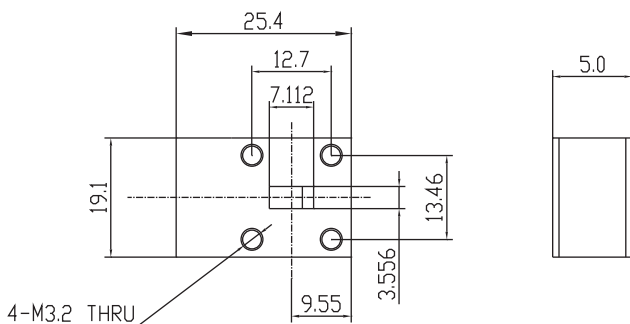
IW14-WAVEGUIDE ISOLATOR



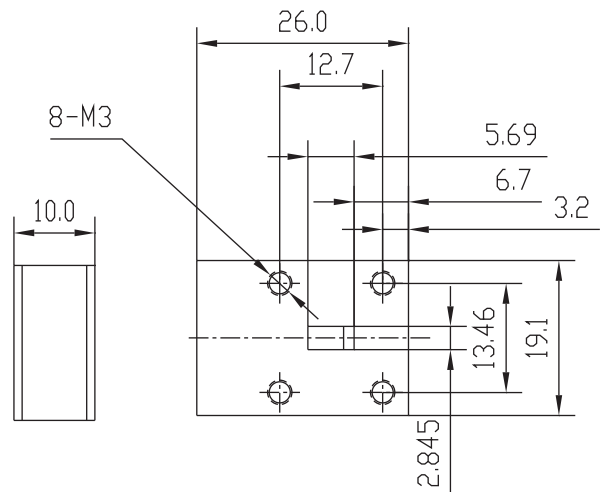
IW15-WAVEGUIDE ISOLATOR



IW16-WAVEGUIDE ISOLATOR



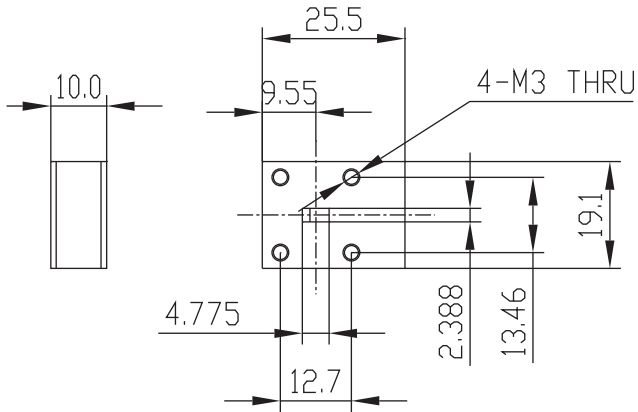
IW17-WAVEGUIDE ISOLATOR



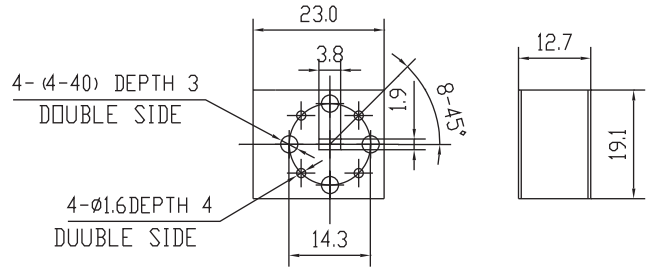
IW18-WAVEGUIDE ISOLATOR



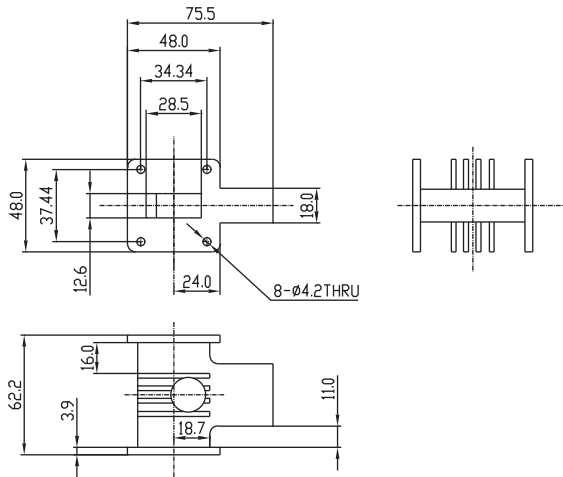
# WAVEGUIDE ISOLATOR



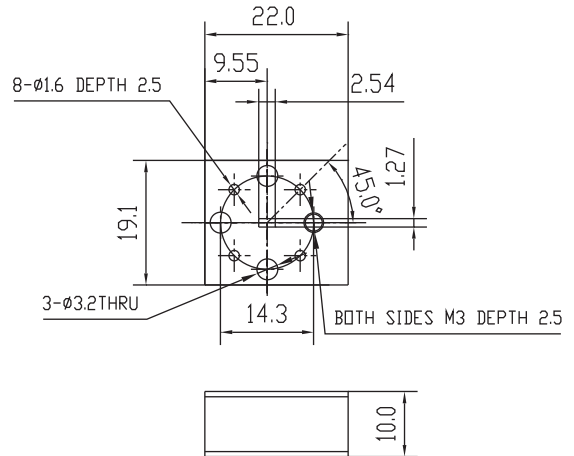
IW19-WAVEGUIDE ISOLATOR



IW20-WAVEGUIDE ISOLATOR



IW21-WAVEGUIDE ISOLATOR



IW22-WAVEGUIDE ISOLATOR

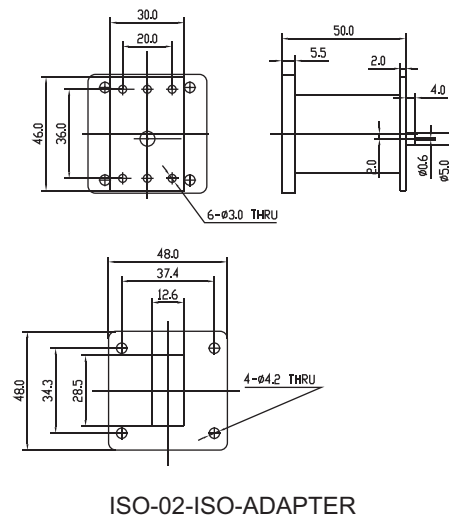
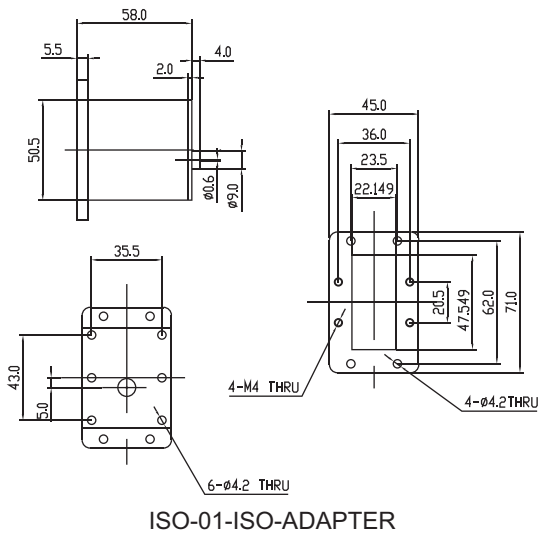


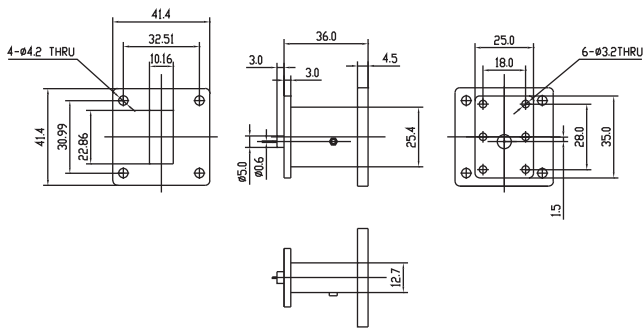
- Broad Selection of Frequency and Bandwidth (4.4Ghz-120Ghz, from 3% to Full Bandwidth)
- Military, Space and Commercial Applications
- High Power Design
- High Isolation, Low Insertion Loss
- Wide Operation Temperature Range
- Custom Design Available Upon Request



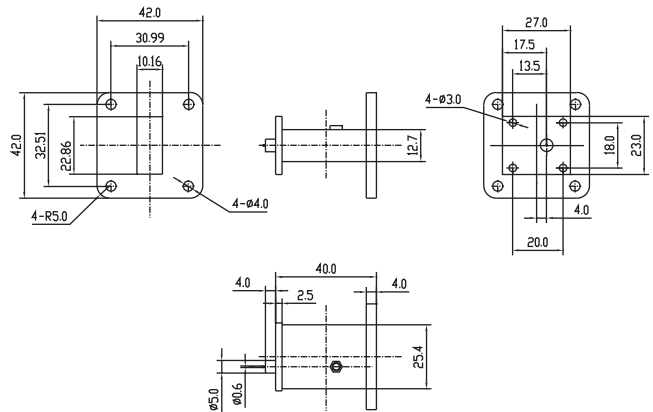
### ISO-ADAPTER

FREQUENCY (GHz)		MODEL	BANDWIDTH	ISOLATION		INS LOSS	VSWR	SIZE L*W*H	CONNECTOR	WAVEGUIDE	PACKAGE
F1	F2	NUMBER	UP TO (MHz)	(dB) MIN	(dB) MAX		MAX	(mm)	TYPE	TYPE	CODE
4.400	5.000	JISO187-C58	500	25	0.30	1.20		58*45*71	SMA	WR187	ISO-01
4.400	5.000	JISO187-88RC9	100	30	0.30	1.10		88.9*60.7*70.8	REMOVABLE SMA	WR187	ISO-09
			500	25	0.30	1.15					
7.200	8.500	JISO112-C50	300	25	0.30	1.15		50*48*48	SMA	WR112	ISO-02
8.800	9.700	JISO90-C36	900	25	0.30	1.20		36*42*42	SMA	WR90	ISO-03
8.000	9.700	JISO90-C40	900	25	0.30	1.20		40*42*42	SMA	WR90	ISO-04
10.700	12.800	JISO75-C30D2	FULL	22	0.40	1.20		30.2*38*38	SMA	WR75	ISO-05
12.700	14.500	JISO75-C36	800	25	0.30	1.20		36*38*38	SMA	WR75	ISO-06
			100	30	0.30	1.10					
12.400	18.000	JISO62-C49	500	25	0.30	1.15		49*25*33	SMA	WR62	ISO-07
			FULL	25	0.30	1.20					
12.400	18.000	JISO62-C26	FULL	25	0.30	1.20		26*37*33	SMA	WR62	ISO-08

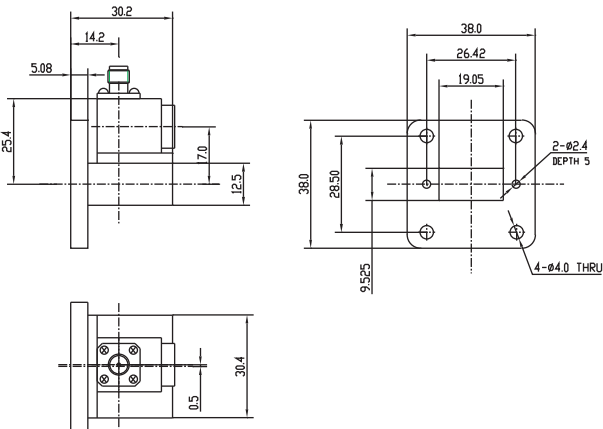




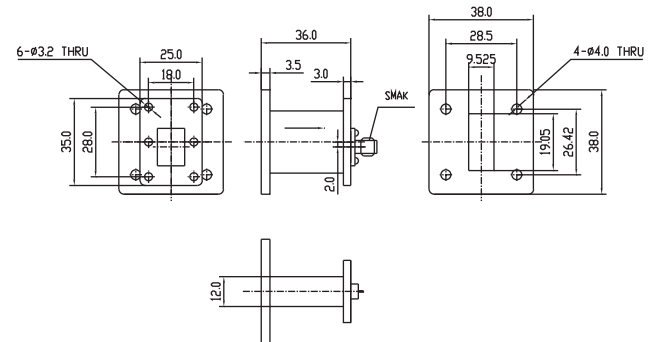
ISO-03-ISO-ADAPTER



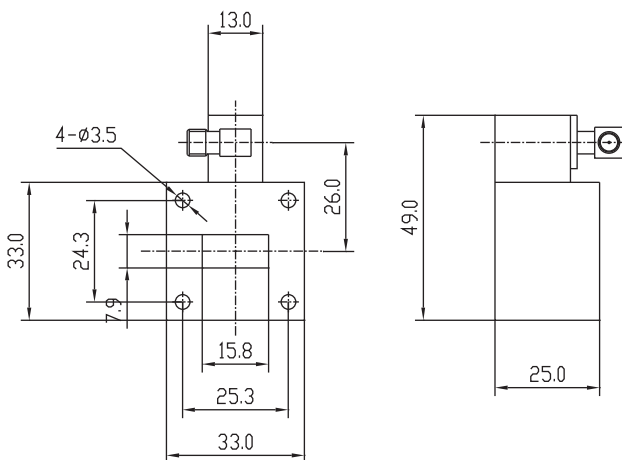
ISO-04-ISO-ADAPTER



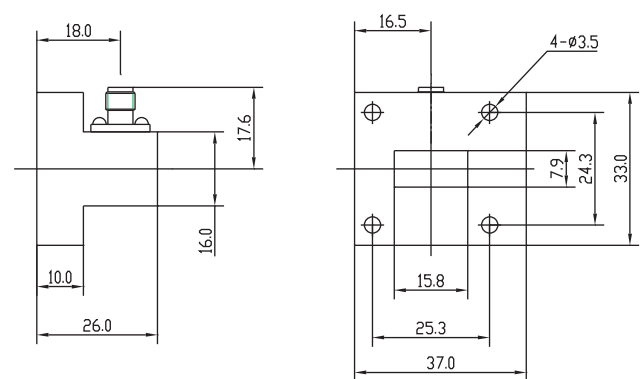
ISO-05-ISO-ADAPTER



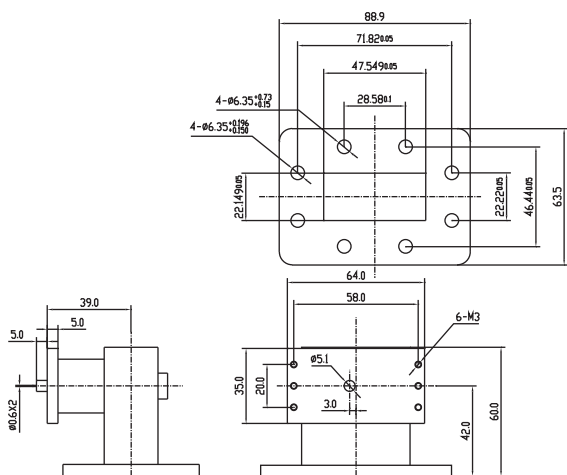
ISO-06-ISO-ADAPTER



ISO-07-ISO-ADAPTER



ISO-08-ISO-ADAPTER



ISO-09-ISO-ADAPTER

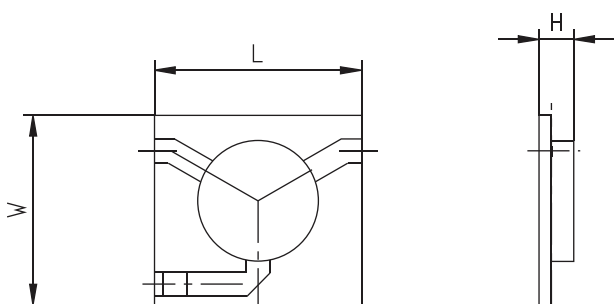
# MICROSTRIP CIRCULATOR / ISOLATOR

- Available for 5Ghz-12Ghz
- Low profile, compact design
- High Isolation, Low Insertion Loss
- Military, Spaces and Commercial Applications
- Wide Operation Temperature Range
- Custom Design Available Upon Request

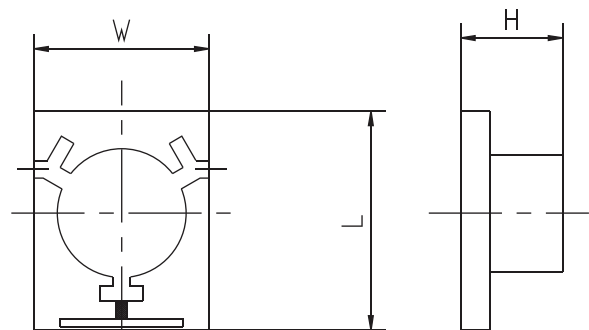


## MICROSTRIP CIRCULATOR

FREQUENCY (GHz)		MODEL	BANDWIDTH	ISOLATION	INS LOSS	VSWR	POWER	TEMP	SIZE L *W*H	PAC KAG E
F1	F2	NUMBER	(MHz)	(dB) MIN	(dB) MAX	MAX	(W)	( °C)	(mm)	CODE
5.150	5.350	JCS5150T5350	FULL	20	0.5	1.25	5	-10~+70	12*11*3	IS01
5.900	7.100	JCS5900T7100	FULL	16	0.6	1.40	5	-10~+70	11.9*10.7*3.8	IS01
8.500	9.500	JCS8500T9500	FULL	20	0.5	1.25	5	-30~+70	8*8*3	IS02
8.800	9.800	JCS8800T9800	FULL	18	0.6	1.30	5	-30~+70	6*7.5*3.7	IS02
9.000	10.000	JCS9000T10K 0	FULL	20	0.5	1.20	5	-30~+70	7.5*6*3.5	IS02
10.700	11.700	JCS10K 7T11K 7	FULL	20	0.5	1.25	5	-30~+70	7*7*3	IS02



IS01-MICROSTRIP CIRCULATOR



IS02-MICROSTRIP CIRCULATOR



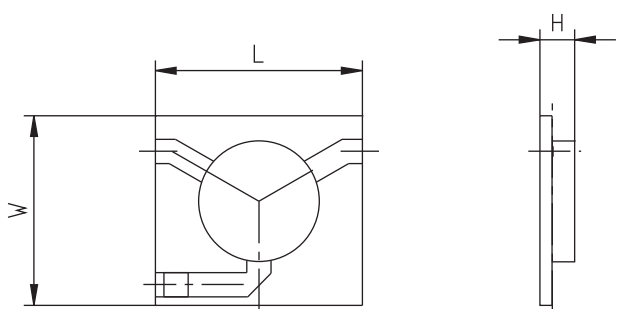
500 Lake Cook Road, Suite 350, Deerfield, IL 60015, USA  
 Tel:1(888)236-9828/ 1(630)930-9917 Fax:1(630)823-2902  
 Website:www.jqlelectronics.com email: sales@jqlelectronics.com



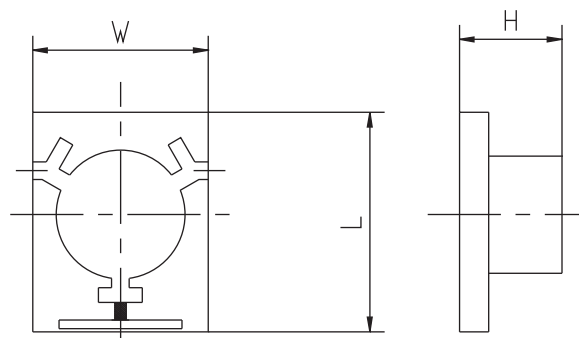
# MICROSTRIP CIRCULATOR / ISOLATOR

## MICROSTRIP ISOLATOR

FREQUENCY (GHz)		MODEL	BANDWIDTH	ISOLATION	INS LOSS	VSWR	POWER	TEMP	SIZE L *W*H	PAC KAG E
F1	F2	NUMBER	(MHz)	(dB) MIN	(dB) MAX	MAX	FWD/REV (W)	(°C)	(mm)	CODE
5.150	5.350	JIS5150T5350	FULL	20	0.5	1.25	5/5	-10~+70	12*11*3	IS01
5.900	7.100	JIS5900T7100	FULL	16	0.6	1.40	5/5	-10~+70	11.9*10.7*3.8	IS01
8.500	9.500	JIS8500T9500	FULL	20	0.5	1.25	5/5	-30~+70	8*8*3	IS02
8.800	9.800	JIS8800T9800	FULL	18	0.6	1.30	5/5	-30~+70	6*7.5*3.7	IS02
9.000	10.000	JIS9000T10K0	FULL	20	0.5	1.20	5/5	-30~+70	7.5*6*3.5	IS02
10.700	11.700	JIS10K7T11K7	FULL	20	0.5	1.25	5/5	-30~+70	7*7*3	IS02



IS01-MICROSTRIP ISOLATOR



IS02-MICROSTRIP ISOLATOR



**JQL ELECTRONICS INC.**  
 1-888-236-9828 (USA)    1-630-930-9917 (International)    [sales@jqlelectronics.com](mailto:sales@jqlelectronics.com)

# CERAMIC FILTER

- From 0.5Ghz 5o 3Ghz
  - Ceramic Technology
  - SMA, SMB, CMX Connectors or RF Pins
  - Low Insertion Loss
  - Good Temperature Stability
  - Custom Design Available.
- (See build-your-own filters section below)

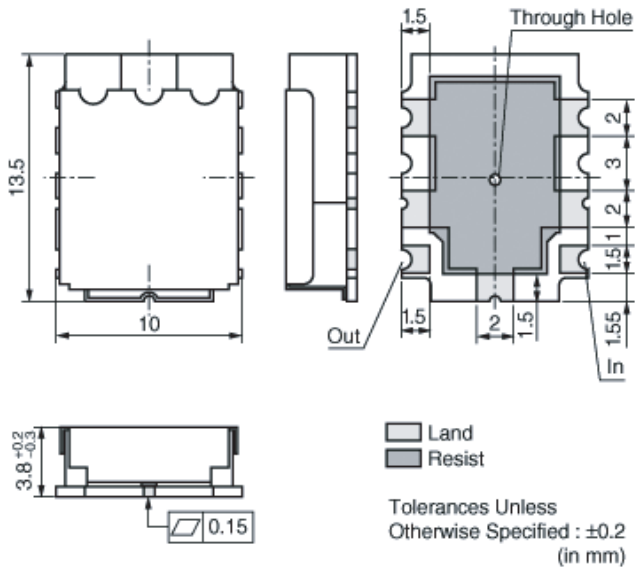


CERAMIC FILTER

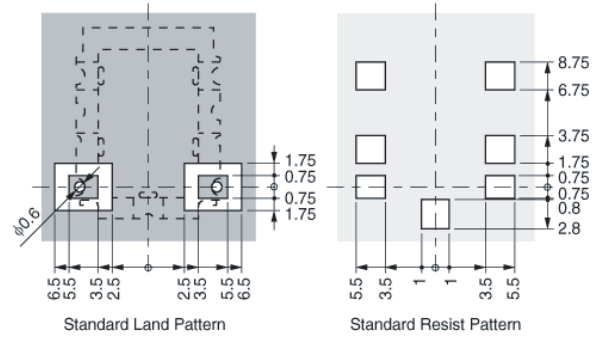
MODEL NUMBER	CENTER FREQUENCY (MHz)	BANDWIDTH (MHz)	INS LOSS (dB) MAX	RIPPLE IN BW (dB) MAX	REJECTION (dB)	V S W R	OPERATING TEMP(°C)	DDP
JL3R815S20AA	815.00	20	2.8	1.0	36 min @ f <sub>0</sub> ±80 MHz	2:1	-30~+85	DPP-01
JL3R836S25AA	836.50	25	2.6	1.0	12 min @ f <sub>0</sub> ±32.5 MHz	2:1	-30~+85	DPP-02
JL3R860S20AA	860.00	20	2.8	1.0	36 min @ f <sub>0</sub> ±80 MHz	2:1	-30~+85	DPP-03
JL3R881S25AA	881.50	25	2.6	1.0	12 min @ f <sub>0</sub> ±32.5 MHz	2:1	-30~+85	DPP-04
JL3R897S35AA	897.50	35	3.0	1.0	6 min @ f <sub>0</sub> ±27.5 MHz	2:1	-30~+85	DPP-05
JL4R897S35AA	897.50	35	4.6	1.0	13 min @ f <sub>0</sub> ±27.5 MHz	2:1	-30~+85	DPP-06
JL3R902S25AA	902.50	25	2.6	1.0	12 min @ f <sub>0</sub> ±32.5 MHz	2:1	-30~+85	DPP-07
JL3R942S35AA	942.50	35	3.0	1.0	6 min @ f <sub>0</sub> ±27.5 MHz	2:1	-30~+85	DPP-08
JL4R942S35AA	942.50	35	4.6	1.0	13 min @ f <sub>0</sub> ±27.5 MHz	2:1	-30~+85	DPP-09
JL3R947S25AA	947.50	25	2.6	1.0	12 min @ f <sub>0</sub> ±32.5 MHz	2:1	-30~+85	DPP-10
JL3R1542S34AA	1542.00	34	3.0	1.0	30 min @ 1626.5 to 1660.5 MHz	2:1	-30~+85	DPP-11
JL2R1575S02AA	1575.00	2	0.9	1.0	16 min @ f <sub>0</sub> -140 MHz	2:1	-30~+85	DPP-12
JL3R1643S34AA	1643.50	34	3.0	1.0	30 min @ 1525 to 1559 MHz	2:1	-30~+85	DPP-13
JL3R1747S75AA	1747.50	75	2.0	1.0	8 min @ f <sub>0</sub> ±80 MHz	2:1	-30~+85	DPP-14
JL4R1747S75AA	1747.50	75	3.6	1.0	10 min @ f <sub>0</sub> ±57.5 MHz	2:1	-30~+85	DPP-15
JL3R1842S75AA	1842.50	75	2.0	1.0	8 min @ f <sub>0</sub> ±80 MHz	2:1	-30~+85	DPP-16
JL4R1842S75AA	1842.50	75	3.6	1.0	10 min @ f <sub>0</sub> ±57.5 MHz	2:1	-30~+85	DPP-17
JL3R1880S60AA	1880.00	60	2.2	1.0	15 min @ f <sub>0</sub> ±100 MHz	2:1	-30~+85	DPP-18
JL4R1880S60AA	1880.00	60	4.5	1.0	12 min @ f <sub>0</sub> ±50 MHz	2:1	-30~+85	DPP-19
JL3R1950S60AA	1950.00	60	2.4	1.0	45 min @ 1550 MHz	2:1	-30~+85	DPP-20
JL3R1960S60AA	1960.00	60	2.2	1.0	15 min @ f <sub>0</sub> ±100 MHz	2:1	-30~+85	DPP-21
JL4R1960S60AA	1960.00	60	4.5	1.0	12 min @ f <sub>0</sub> ±50 MHz	2:1	-30~+85	DPP-22
JL3R2140S60AA	2140.00	60	1.3	1.0	52 min @ 1325 to 1385 MHz	2:1	-30~+85	DPP-23
JL2R2442S84AA	2442.00	84	1.2	1.0	15 min @ f <sub>0</sub> ±250 MHz	2:1	-30~+85	DPP-24

JL3R815S20AA

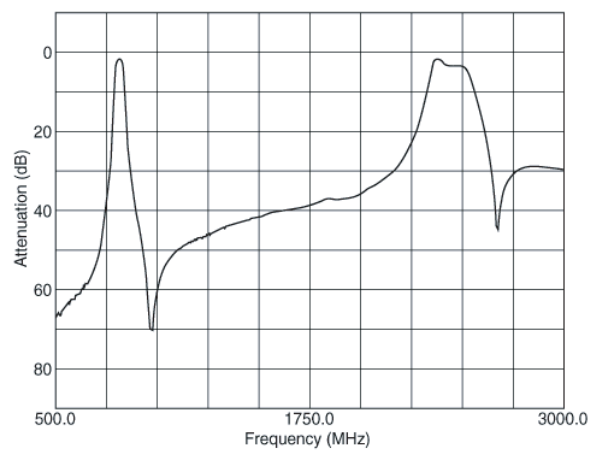
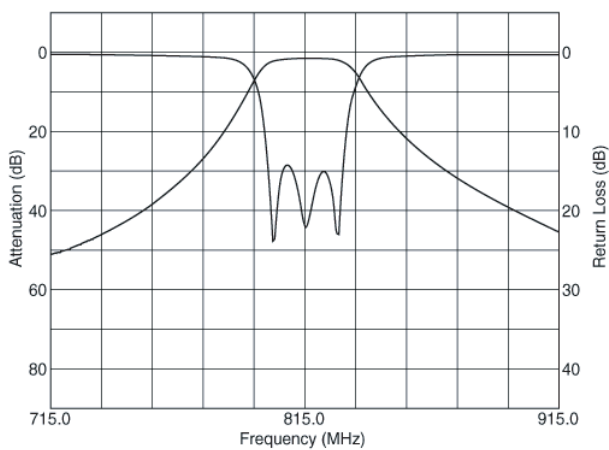
Dimensions



Recommended Pattern



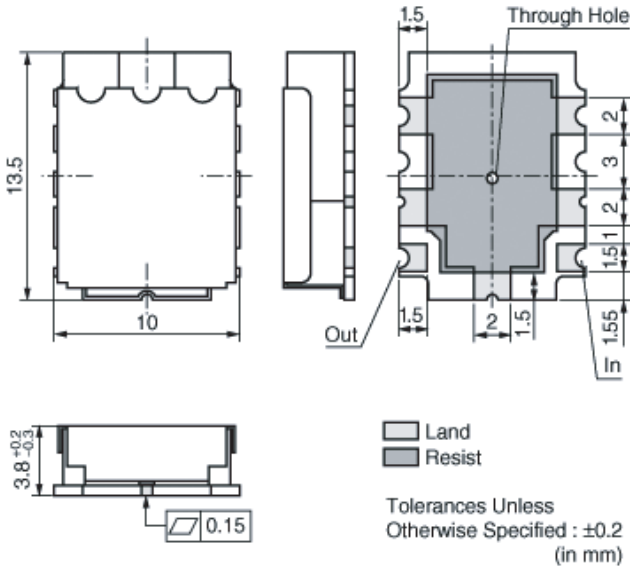
Typical Characteristic



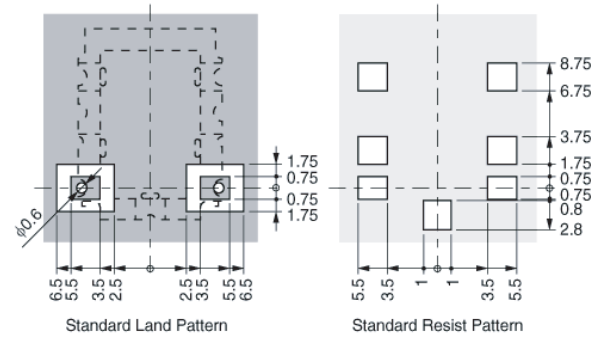
DPP-01

JL3R836S25AA

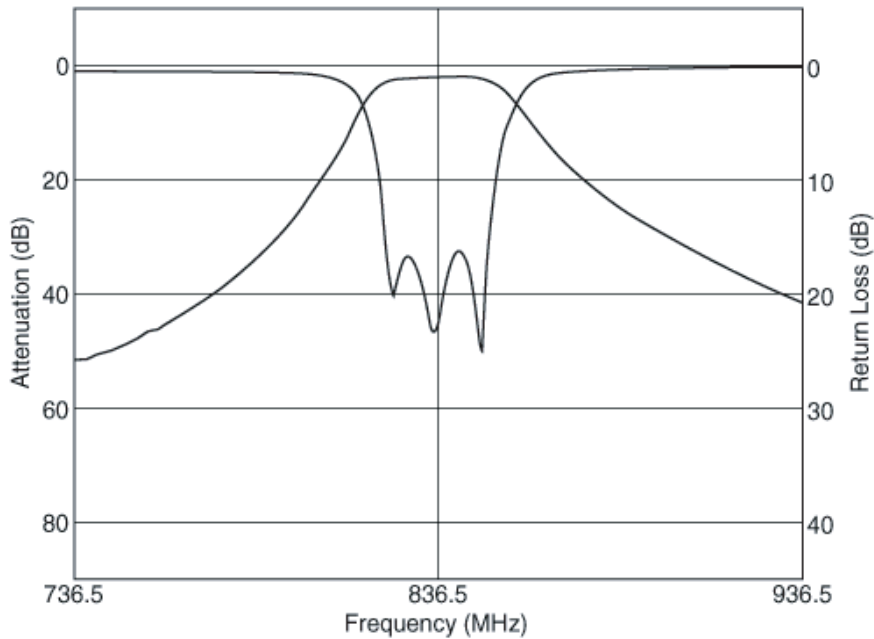
Dimensions



Recommended Pattern



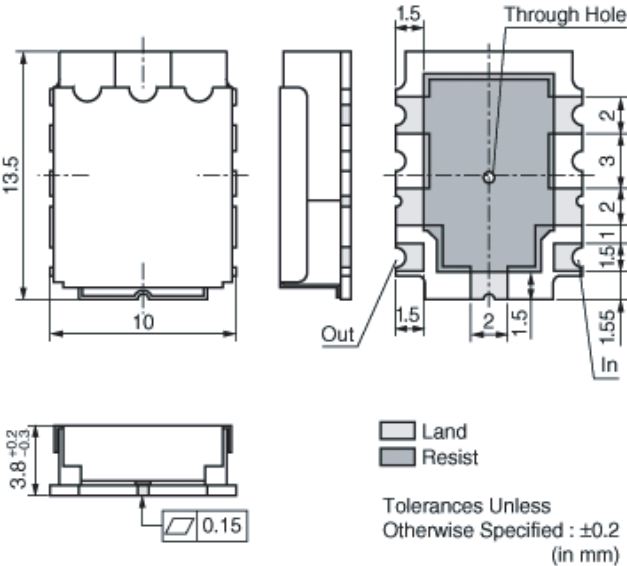
Typical Characteristic



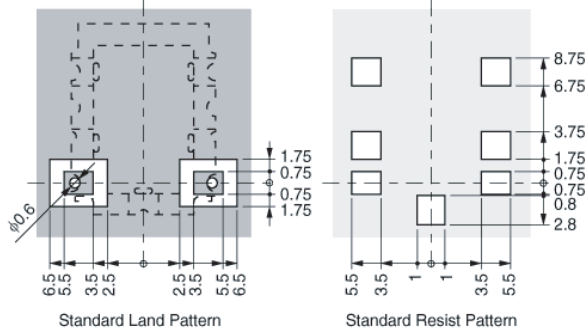
DPP-02

JL3R860S20AA

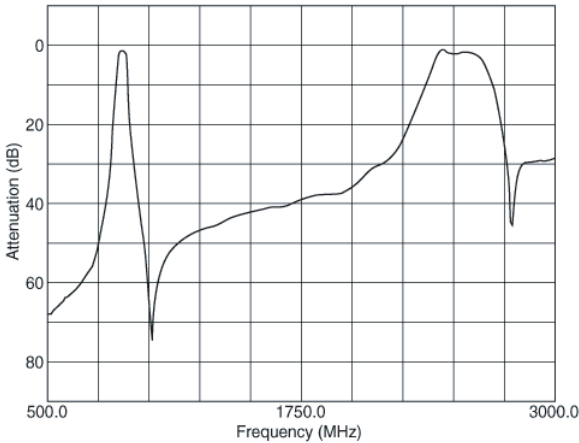
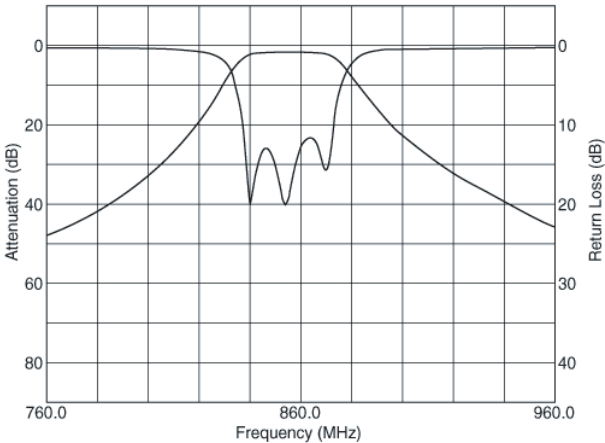
Dimensions



Recommended Pattern



Typical Characteristic

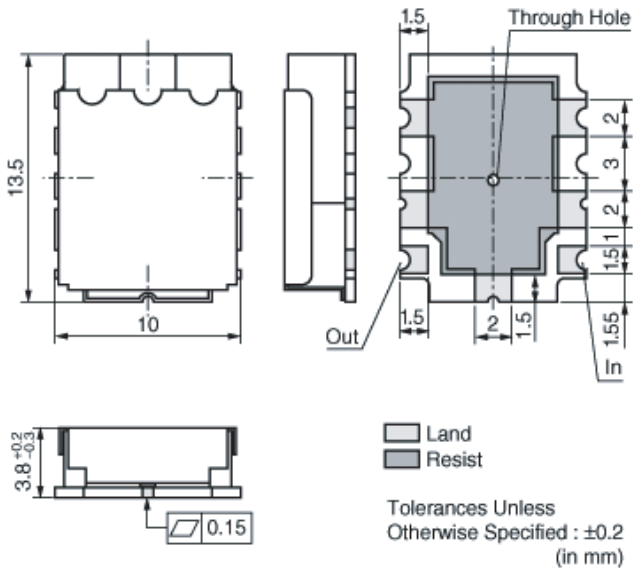


DPP-03

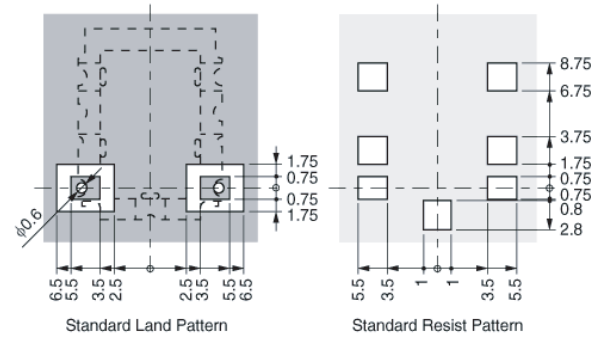


JL3R881S25AA

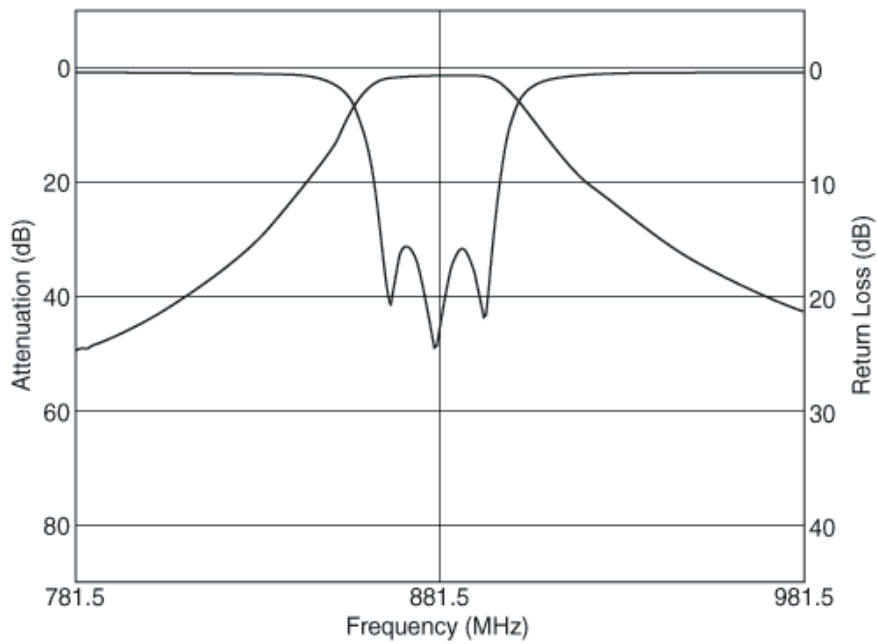
Dimensions



Recommended Pattern



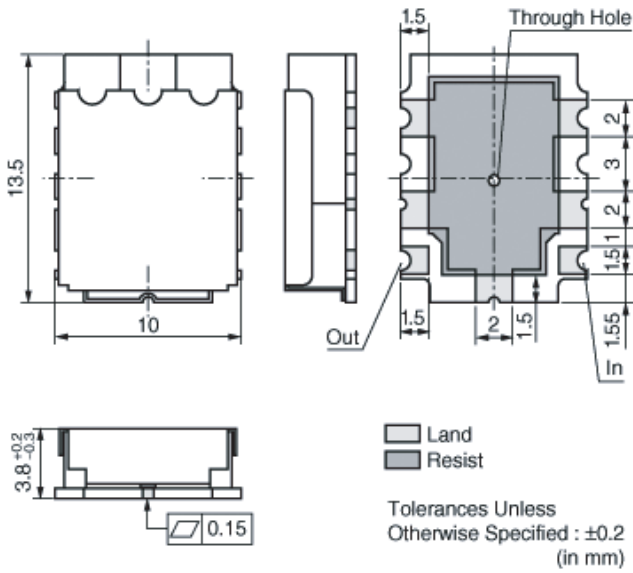
Typical Characteristic



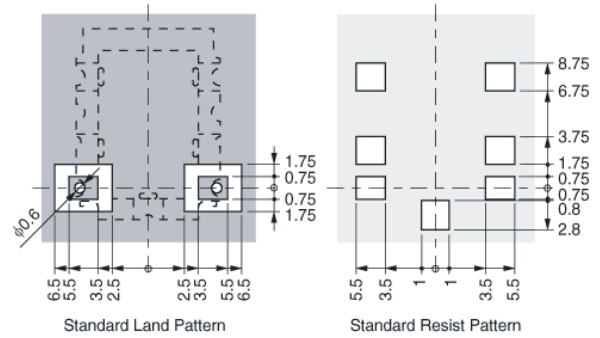
DPP-04

JL3R897S35AA

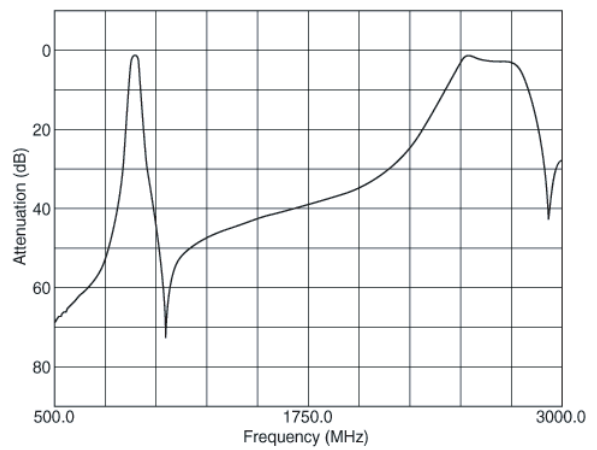
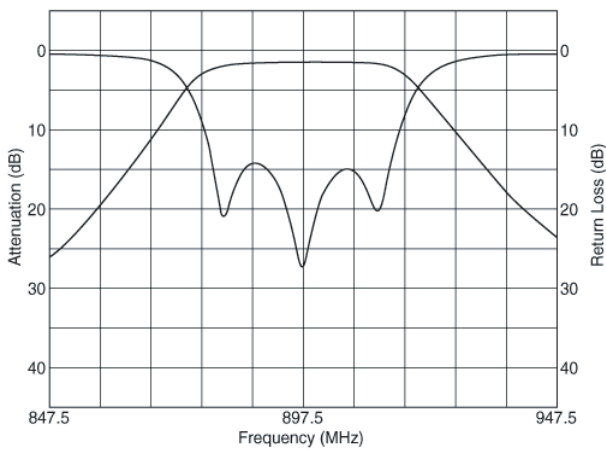
Dimensions



Recommended Pattern



Typical Characteristic

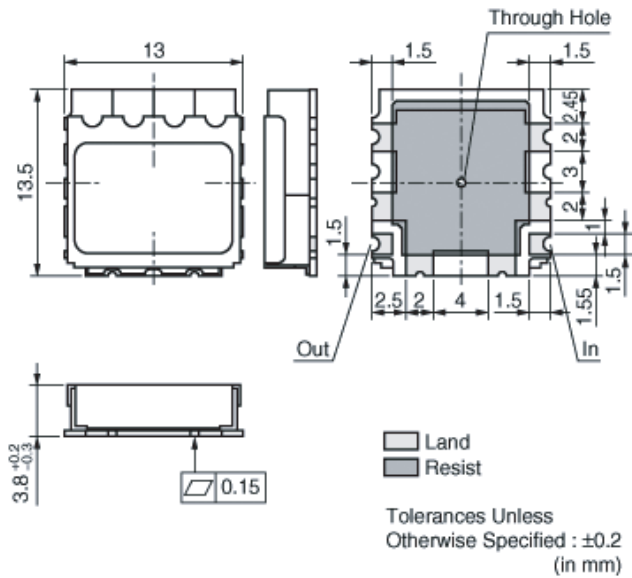


DPP-05



JL4R897S35AA

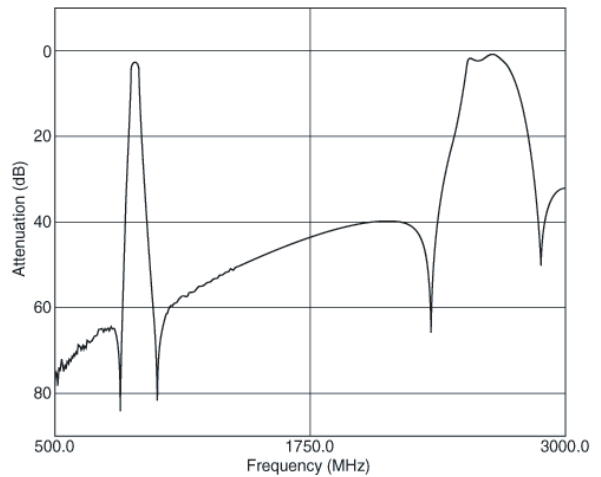
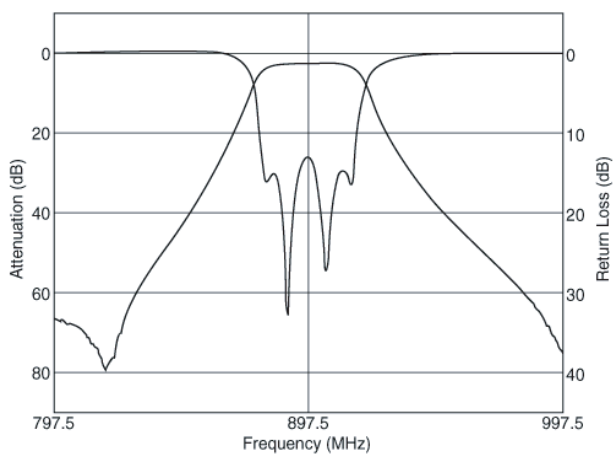
Dimensions



Recommended Pattern



Typical Characteristic



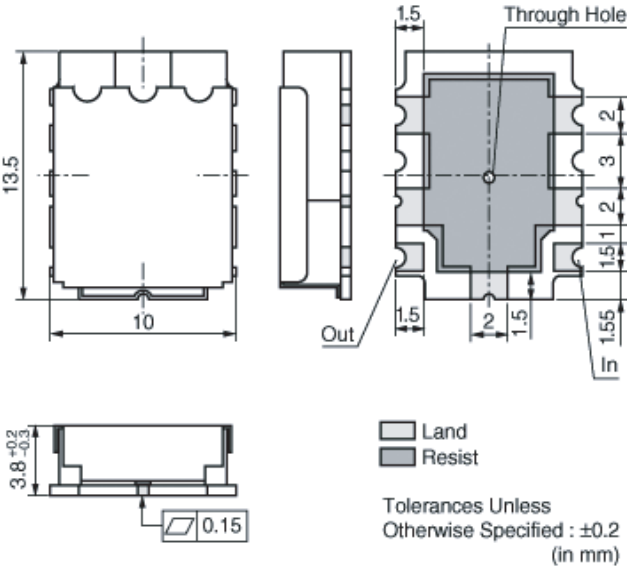
DPP-06



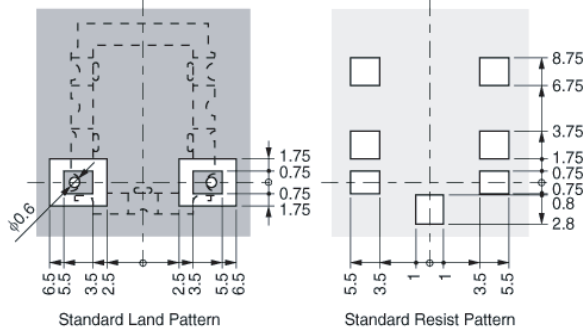


JL3R902S25AA

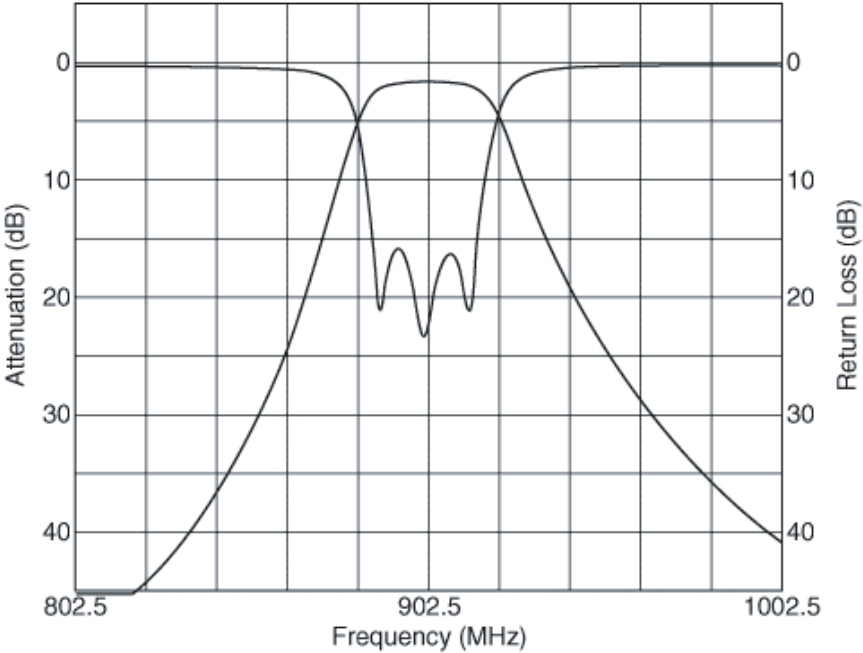
Dimensions



Recommended Pattern



Typical Characteristic

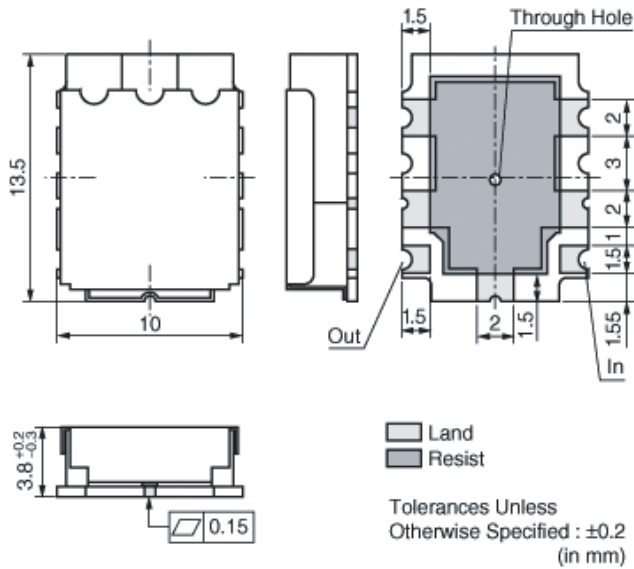


DPP-07

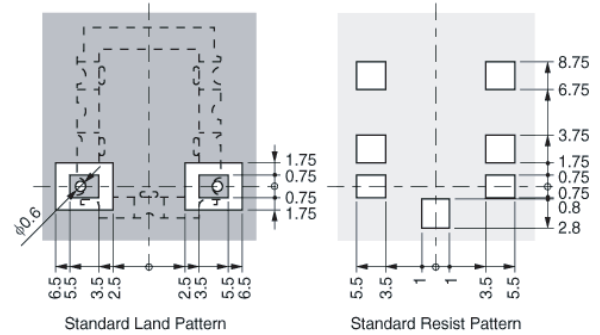


JL3R942S35AA

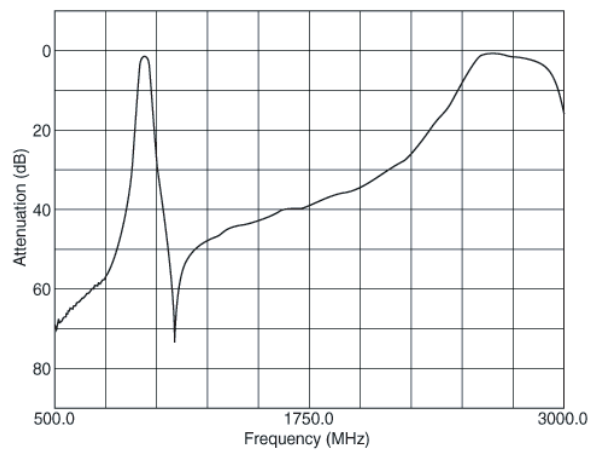
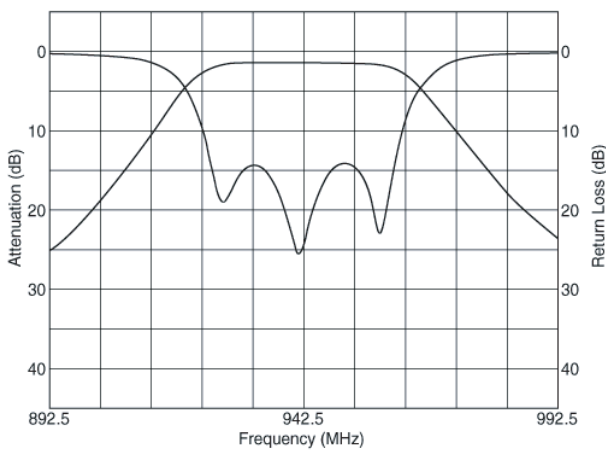
Dimensions



Recommended Pattern



Typical Characteristic



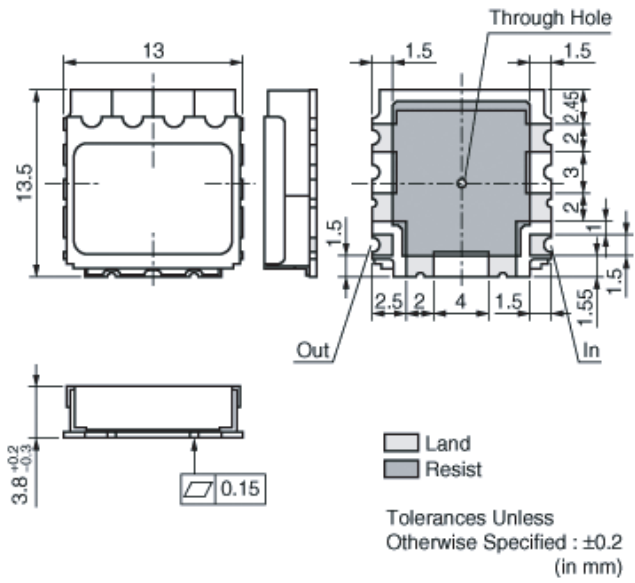
DPP-08



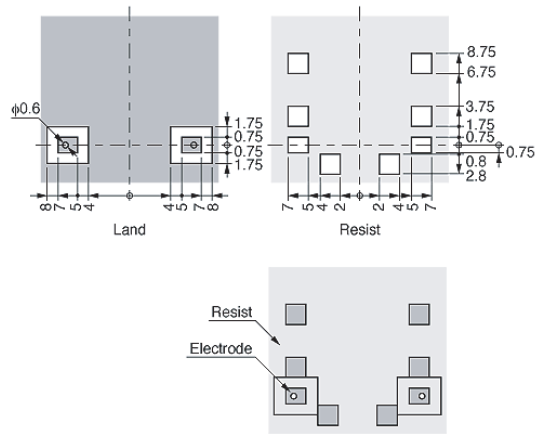
500 Lake Cook Road, Suite 350, Deerfield, IL 60015, USA  
 Tel:1(888)236-9828/ 1(630)930-9917 Fax:1(630)823-2902  
 Website:www.jqlelectronics.com email: sales@jqlelectronics.com

JL4R942S35AA

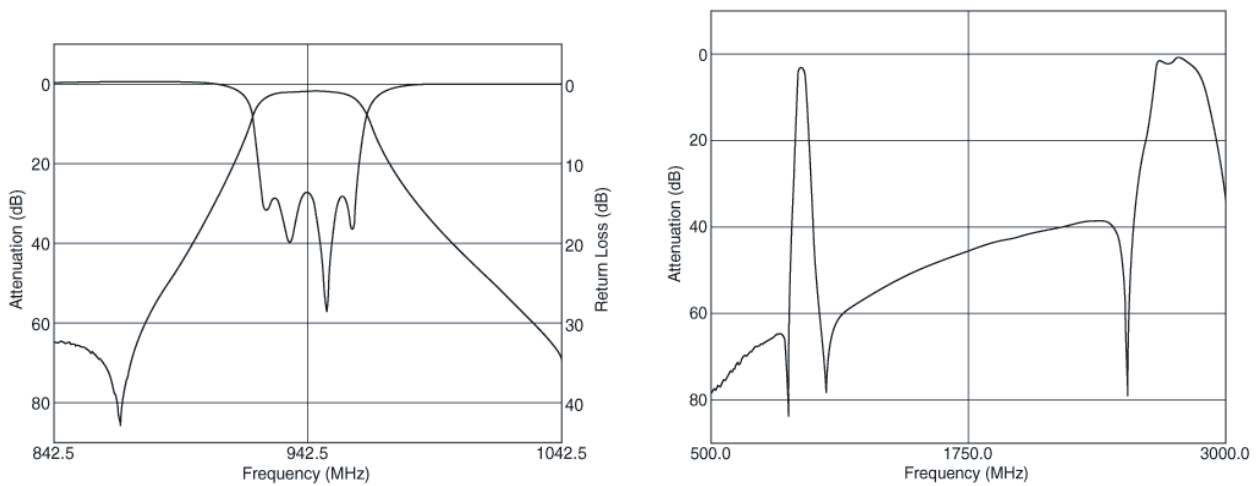
Dimensions



Recommended Pattern



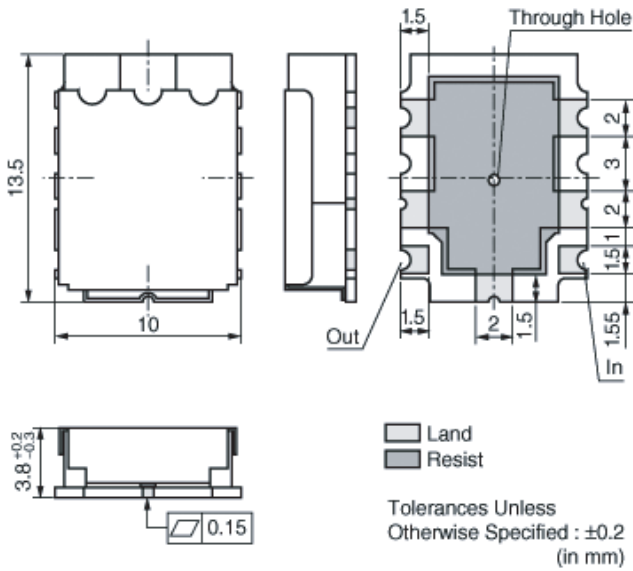
Typical Characteristic



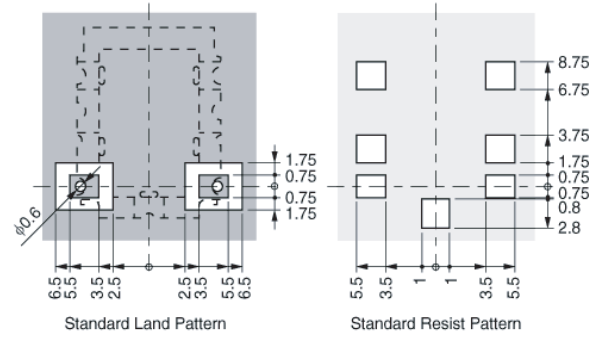
DPP-09

JL3R947S25AA

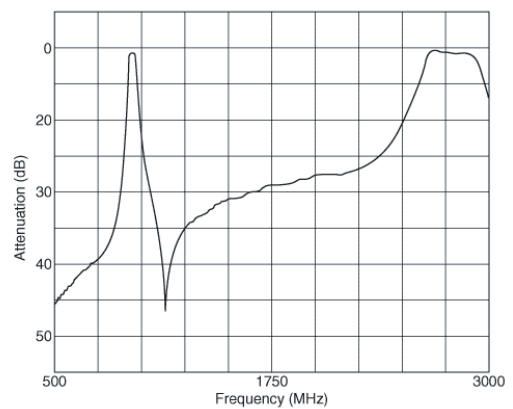
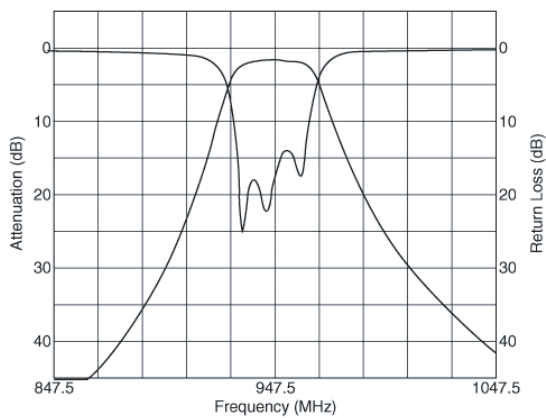
Dimensions



Recommended Pattern



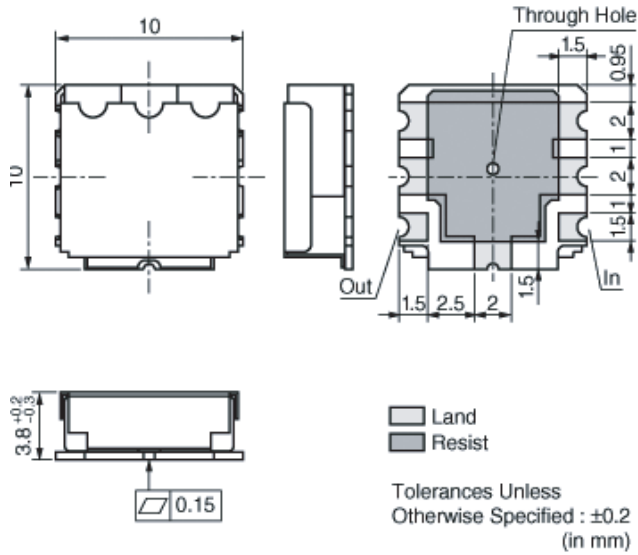
Typical Characteristic



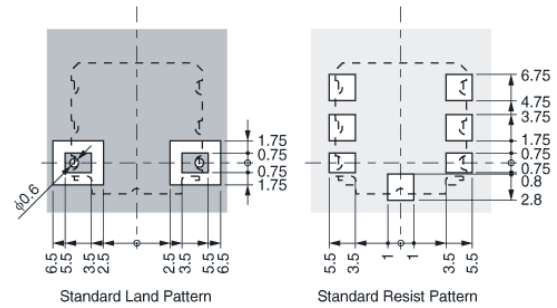
DPP-10

JL3R1542S34AA

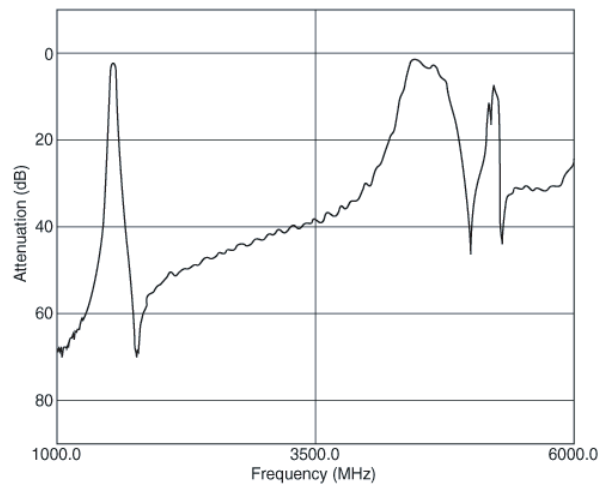
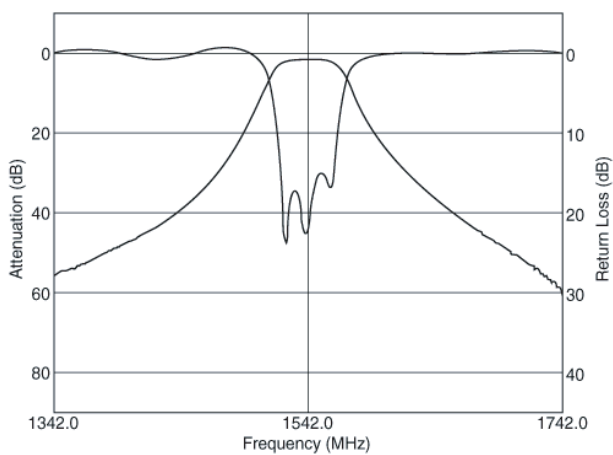
Dimensions



Recommended Pattern



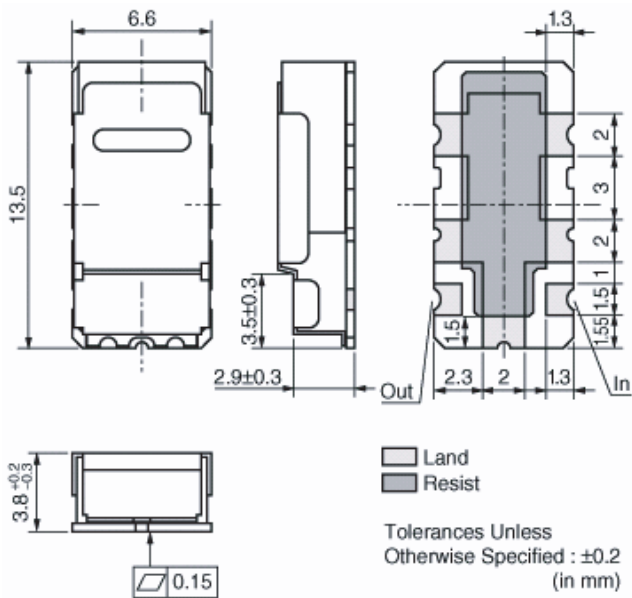
Typical Characteristic



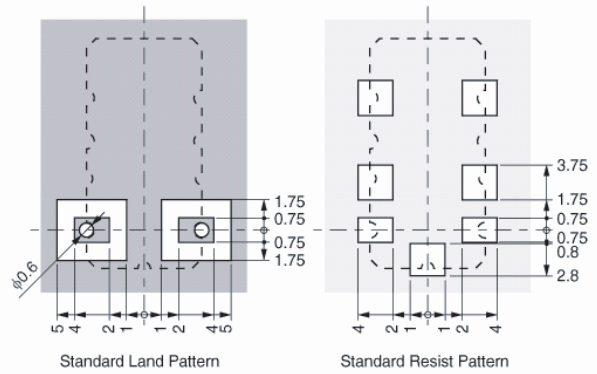
DPP-11

JL2R1575S02AA

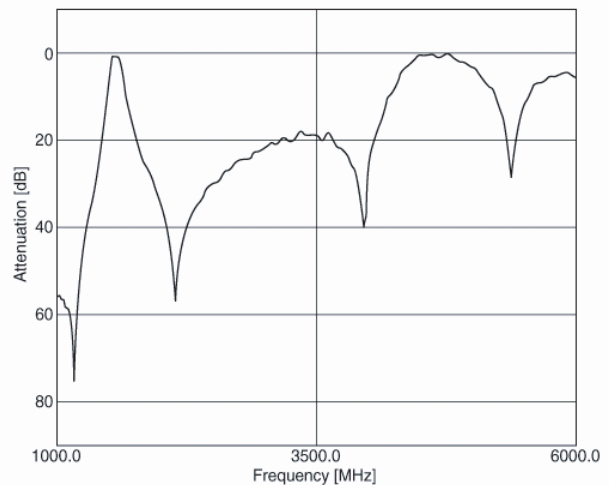
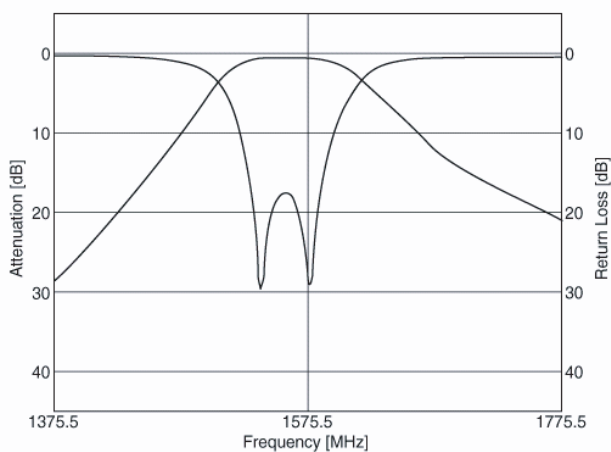
Dimensions



Recommended Pattern



Typical Characteristic

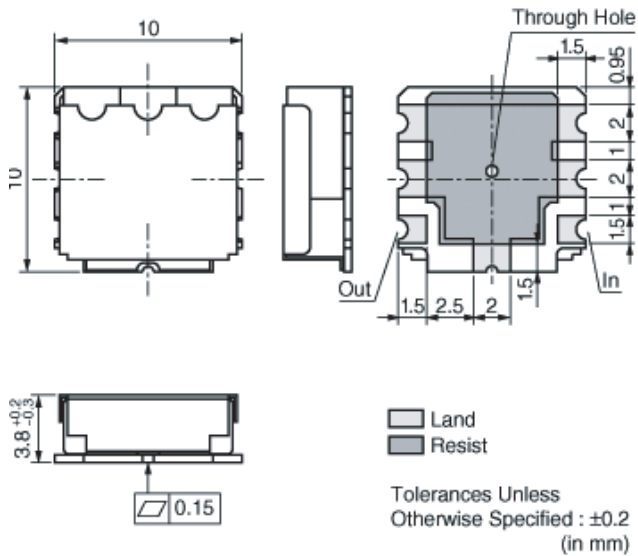


DPP-12

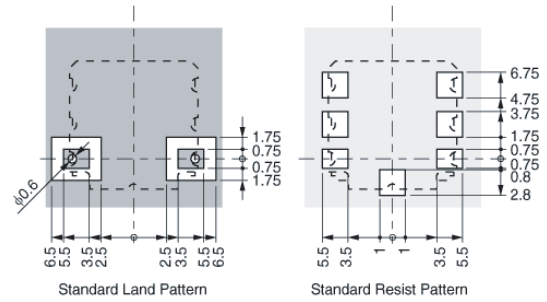


JL3R1643S34AA

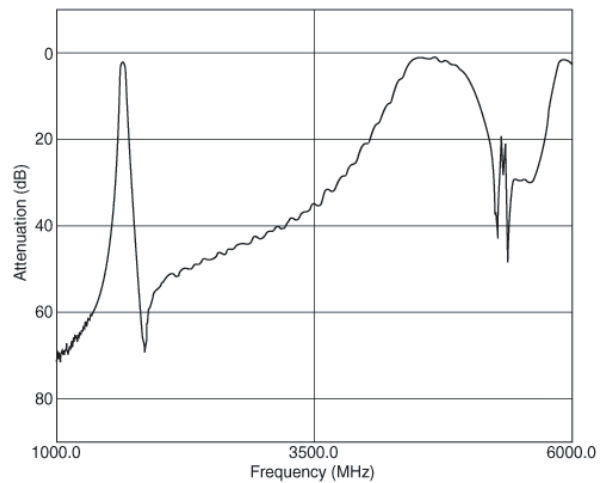
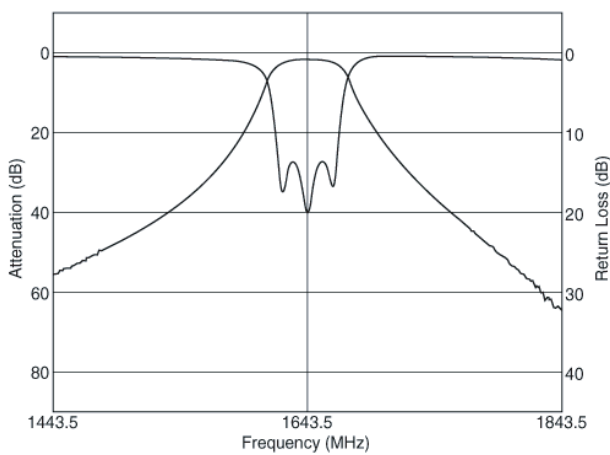
Dimensions



Recommended Pattern



Typical Characteristic

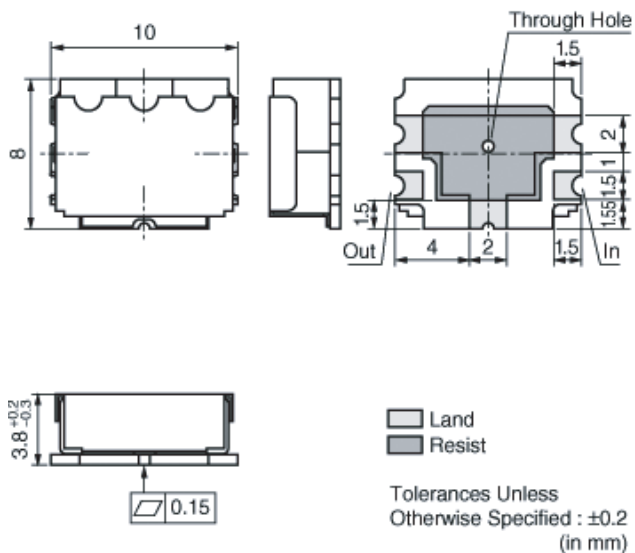


DPP-13

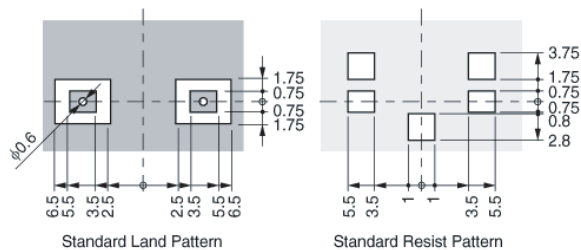


JL3R1747S75AA

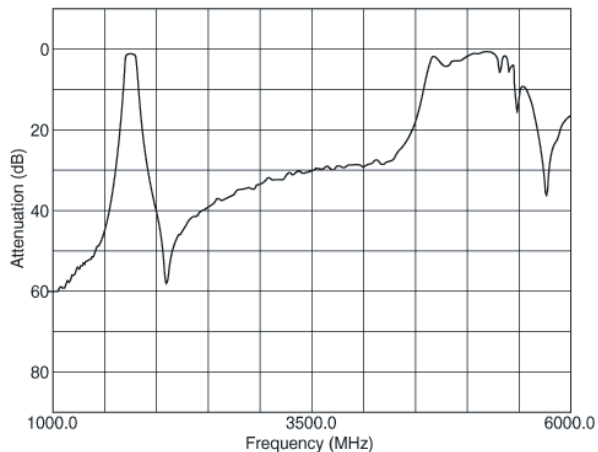
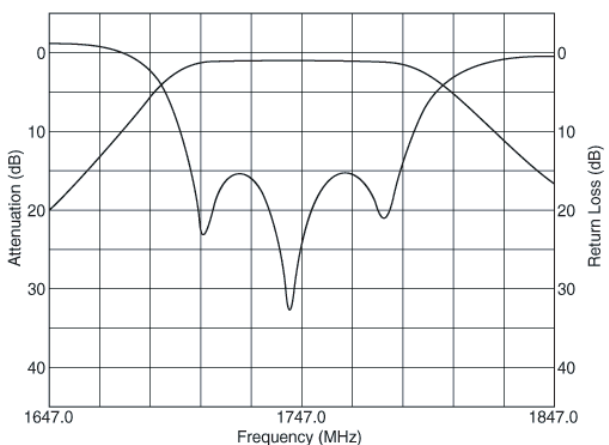
Dimensions



Recommended Pattern



Typical Characteristic

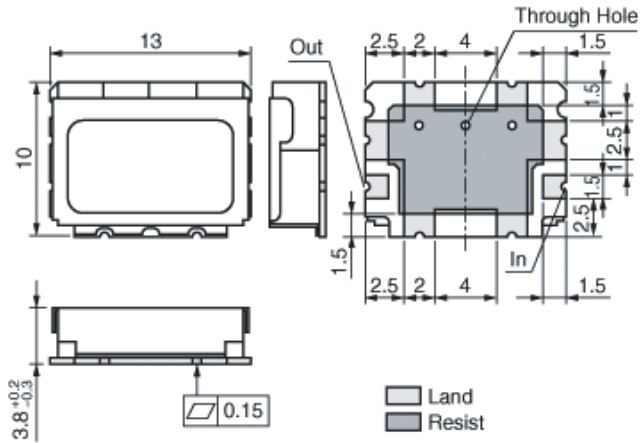


DPP-14



JL3R1643S34AA

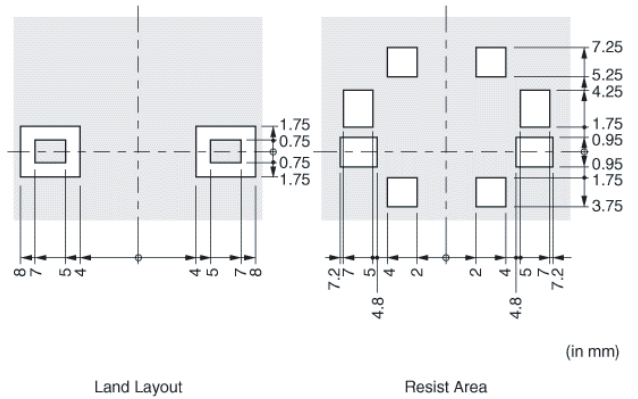
Dimensions



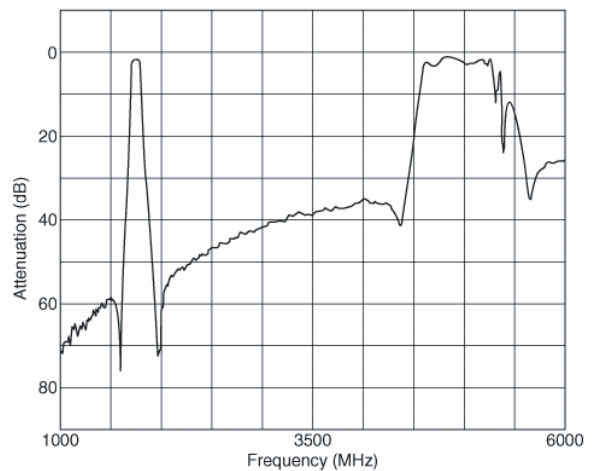
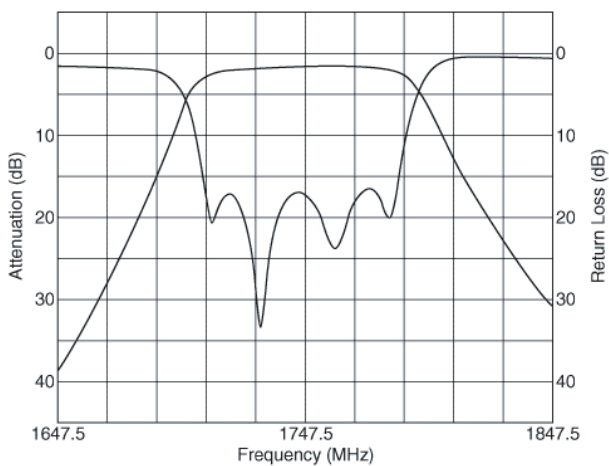
Tolerances Unless  
Otherwise Specified : ±0.2  
(in mm)

Note: The number of through holes may be  
changed without notice.

Recommended Pattern



Typical Characteristic

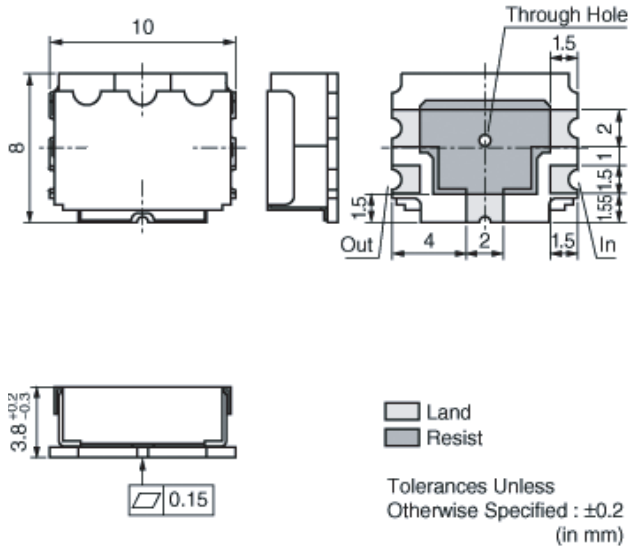


DPP-15

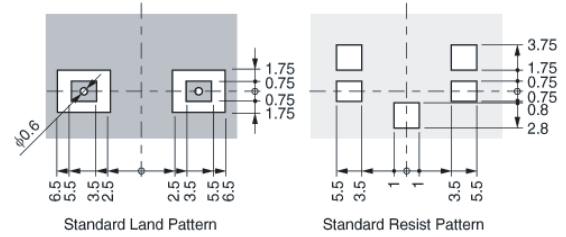


JL3R1842S75AA

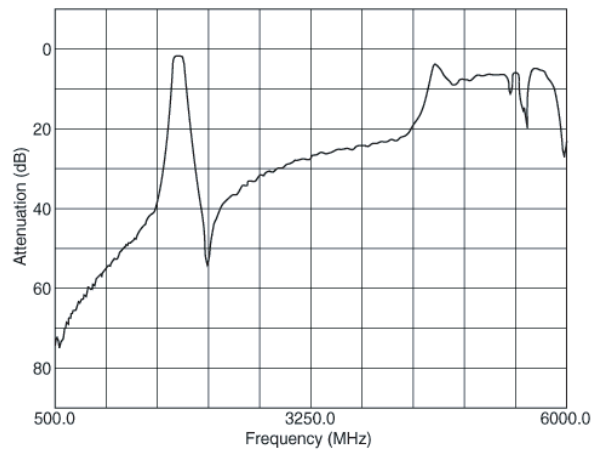
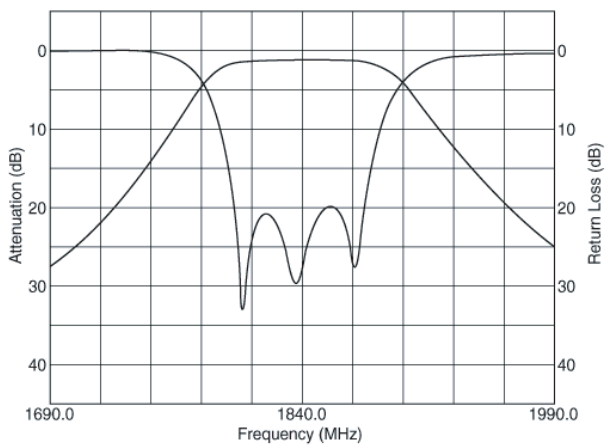
Dimensions



Recommended Pattern



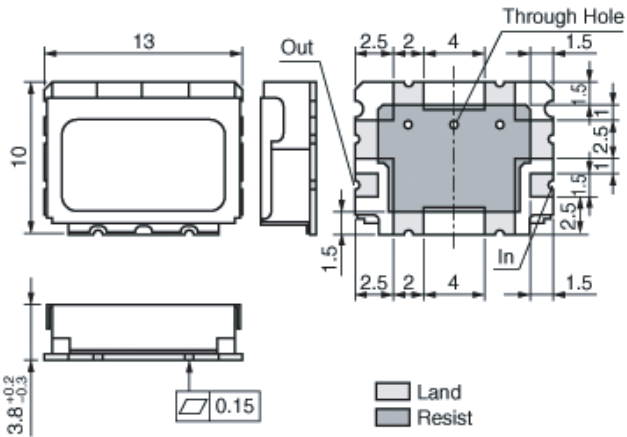
Typical Characteristic



DPP-16

JL4R1842S75AA

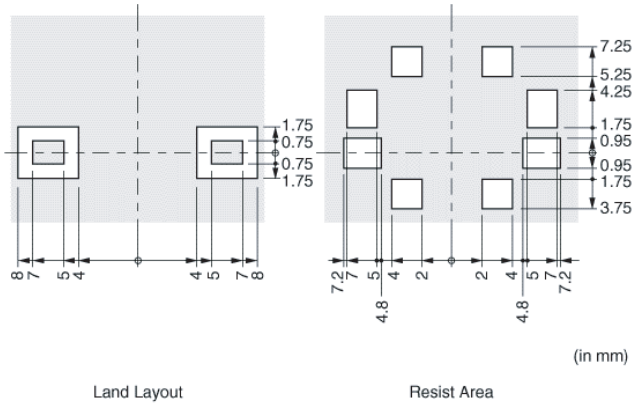
Dimensions



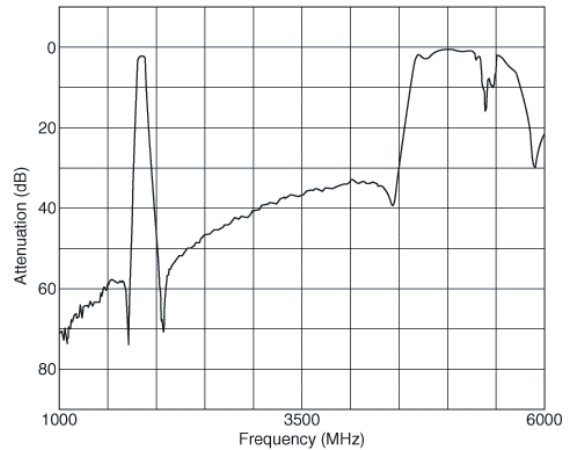
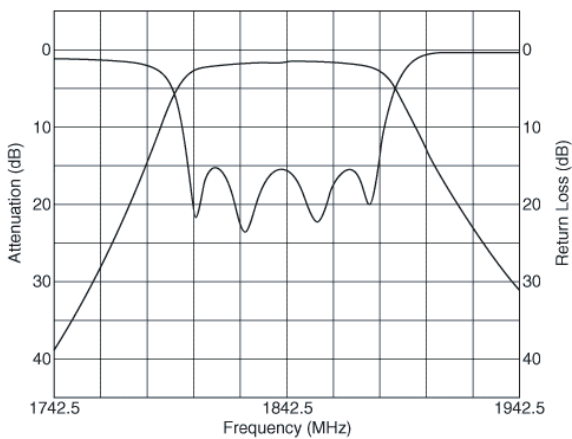
Tolerances Unless  
Otherwise Specified : ±0.2  
(in mm)

Note: The number of through holes may be changed without notice.

Recommended Pattern



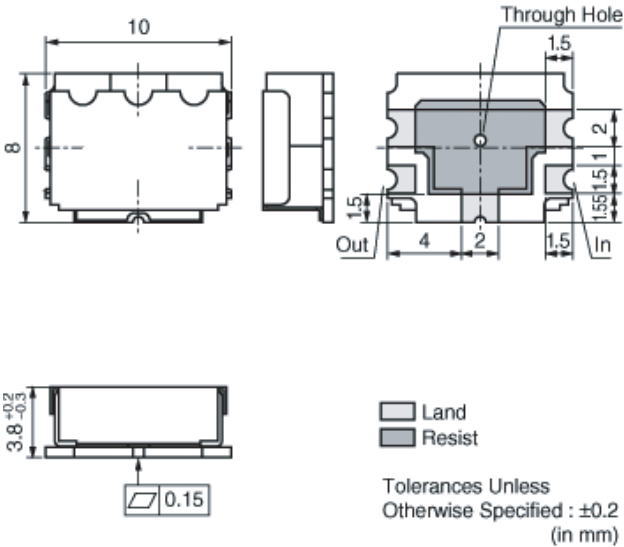
Typical Characteristic



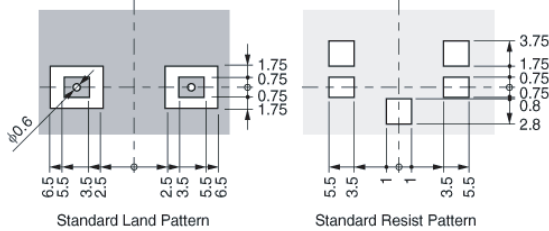
DPP-17

JL3R1880S60AA

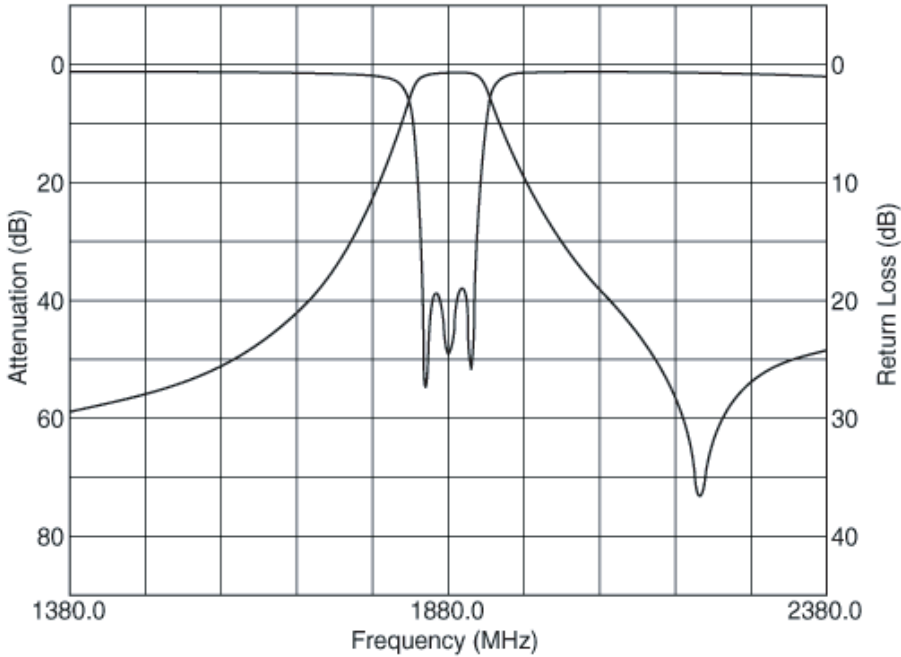
Dimensions



Recommended Pattern



Typical Characteristic

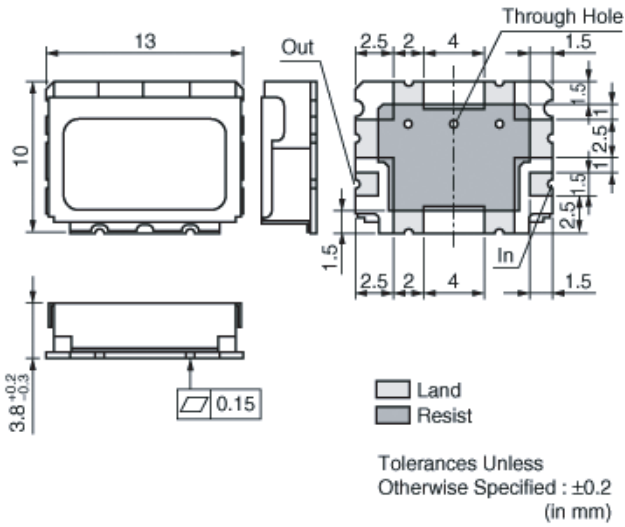


DPP-18



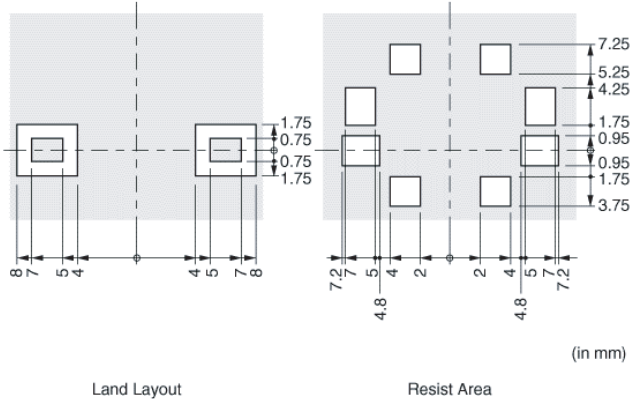
JL4R1880S60AA

Dimensions

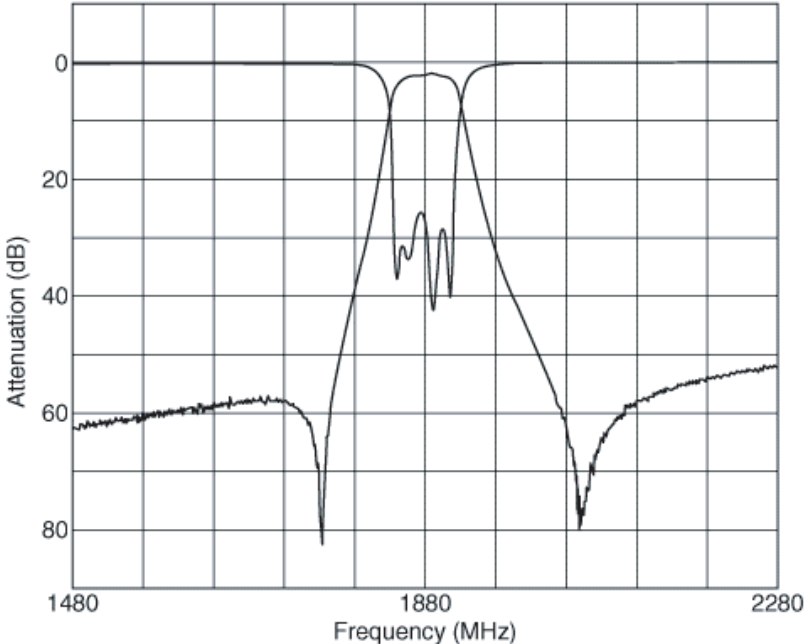


Note: The number of through holes may be changed without notice.

Recommended Pattern



Typical Characteristic

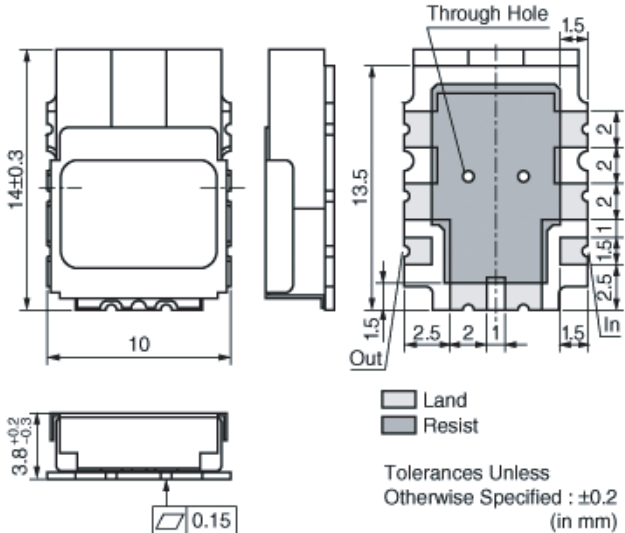


DPP-19



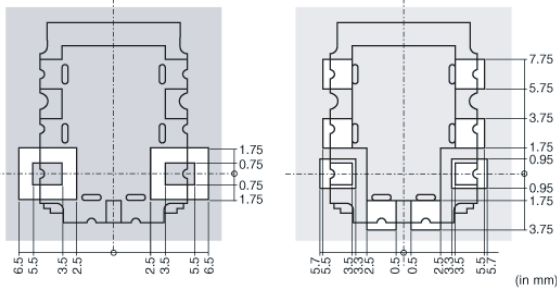
JL3R1880S60AA

Dimensions

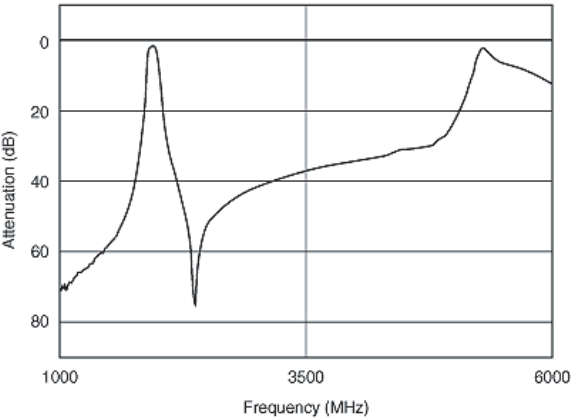
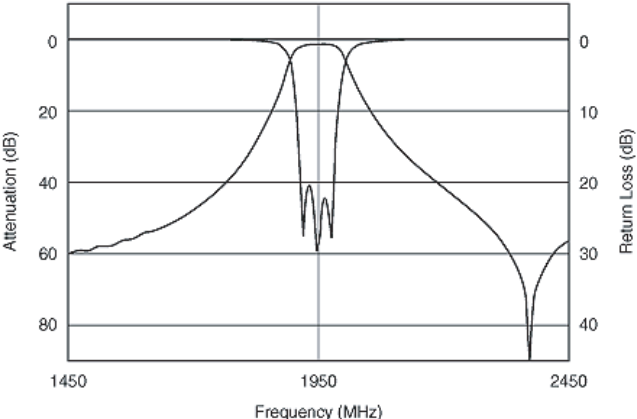


Note: The number of through holes may be changed without notice.

Recommended Pattern



Typical Characteristic



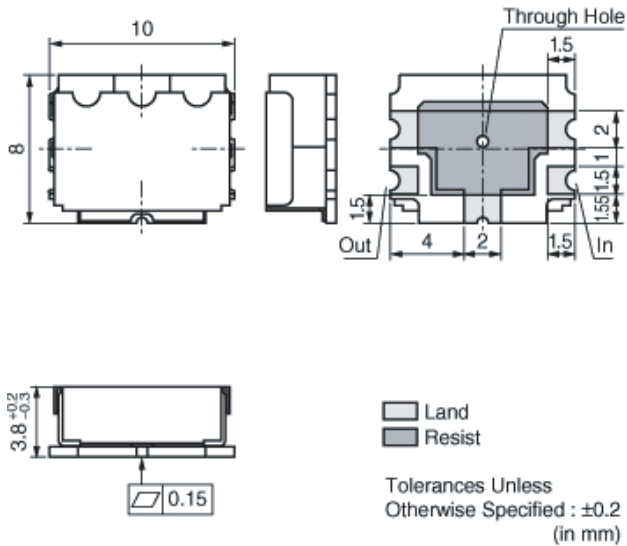
DPP-20



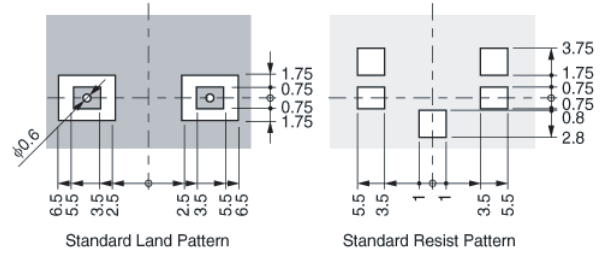
500 Lake Cook Road, Suite 350, Deerfield, IL 60015, USA  
 Tel: 1(888)236-9828/ 1(630)930-9917 Fax: 1(630)823-2902  
 Website: www.jqlelectronics.com email: sales@jqlelectronics.com

JL3R1960S60AA

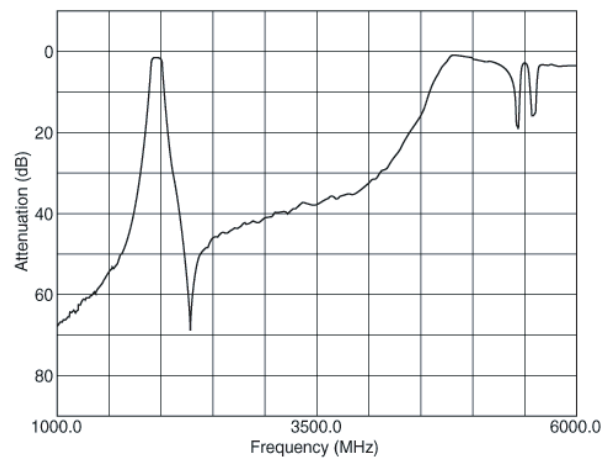
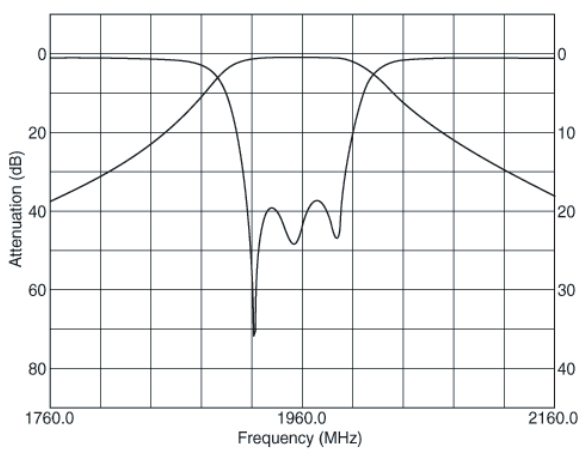
Dimensions



Recommended Pattern



Typical Characteristic

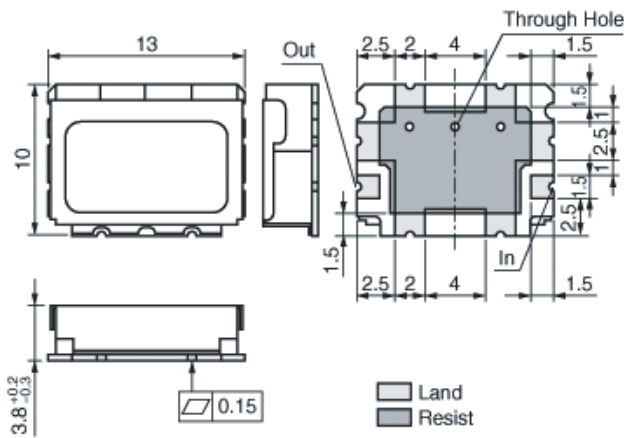


DPP-21



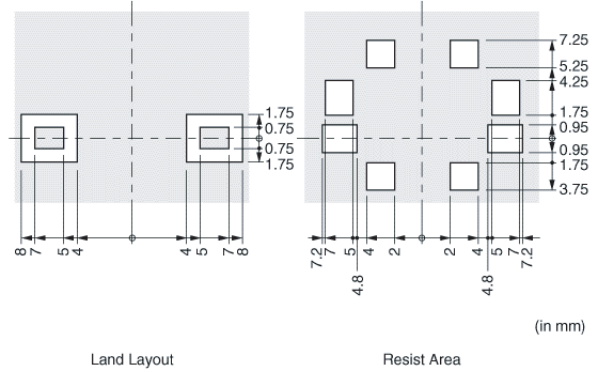
### JL4R1960S60AA

#### Dimensions

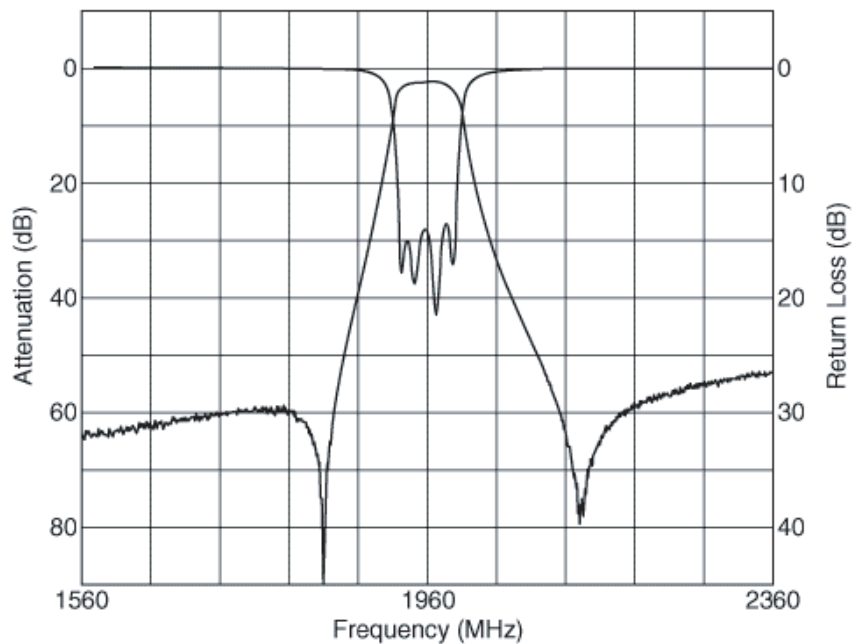


Note: The number of through holes may be changed without notice.

#### Recommended Pattern



#### Typical Characteristic

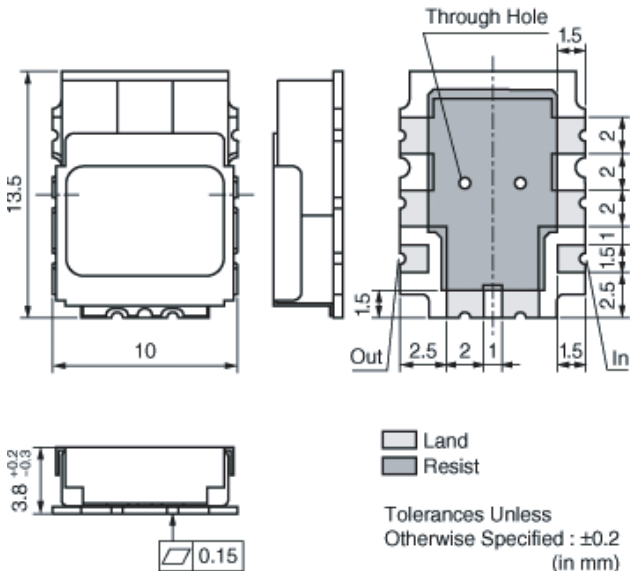


#### DPP-22

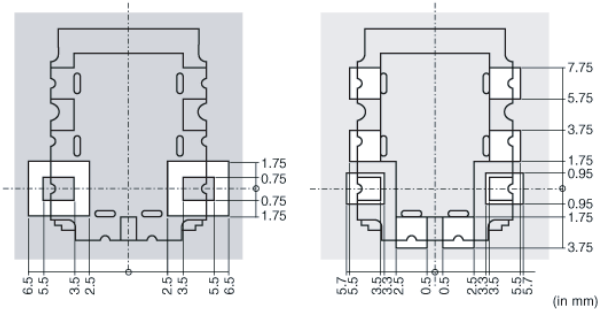


JL3R2140S60AA

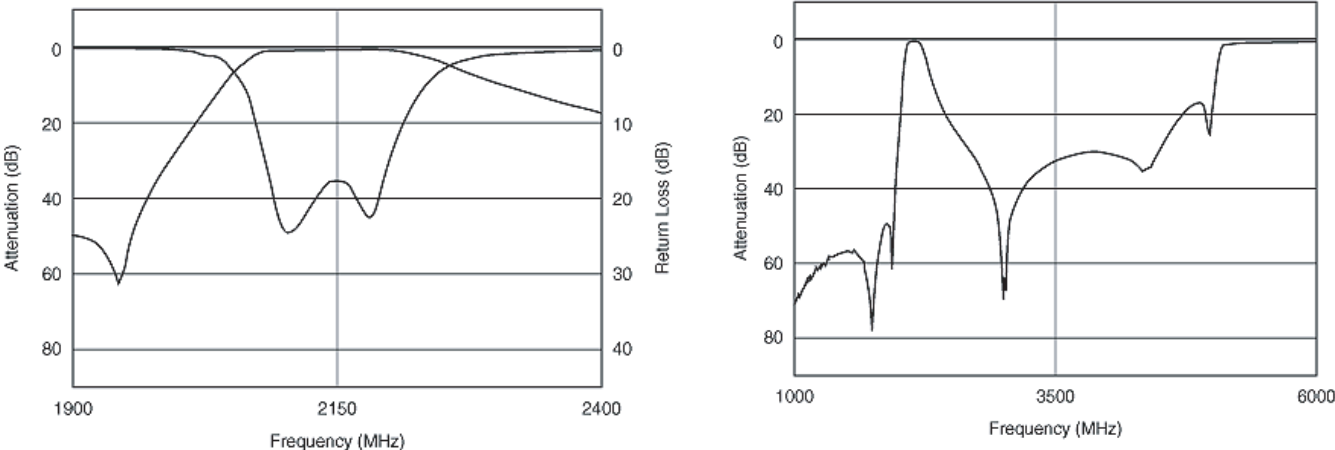
Dimensions



Recommended Pattern



Typical Characteristic



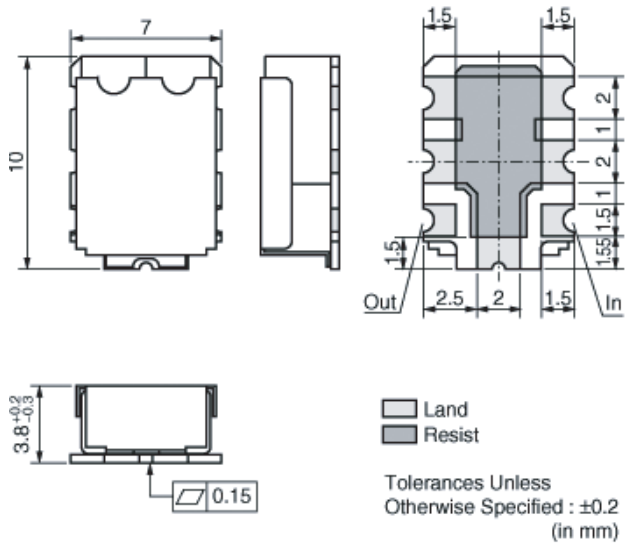
DPP-23



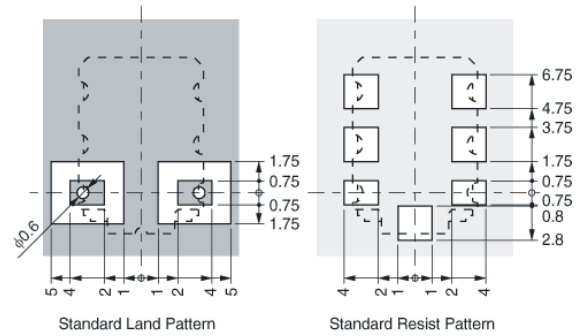
JQL ELECTRONICS INC.  
 1-888-236-9828 (USA) 1-630-930-9917 (International) sales@jqlelectronics.com

JL2R2442S84AA

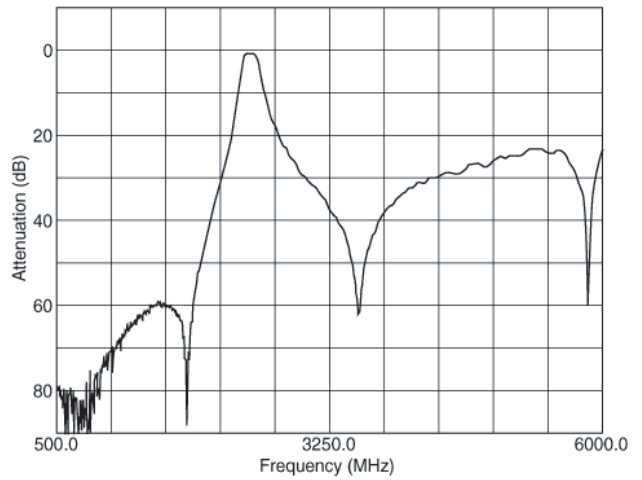
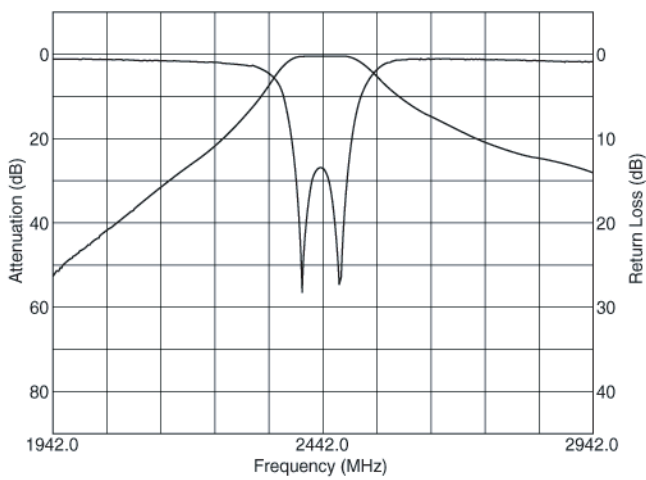
Dimensions



Recommended Pattern



Typical Characteristic



DPP-24



# ELLIPTICAL WAVEGUIDE

- Feeder application for Microwave Antenna System
- Frequency ranging from 2.5Ghz to 20Ghz
- Excellent Crush Strength and Flexibility
- Stable Transmission Capability
- Low Loss, Low VSWR
- Long Length Manufacturing (Max. Length 500 meter)
- Rugged Black Polyethylene Jacket for Handling and Installation Protection
- Easy Installation



ELLIPTICAL WAVEGUIDE

P/N-LENTH (INCH)	FREQUENCY (GHz)	VSWR MAX	ATTENUATION (dB/100m)	GROUP DELAY (ns/100m)	PEAK POWER (Kw)	DIMENSIONS (mm)	WEIGHT (Kg/m)	MIN BEND RADIUS (MM)	
								E-Bend	H-Bend
WE26-x	2.5-2.7	1.25	2	423	460	108.4*61.3	2.50	600	1500
WE38-x	3.4-4.2	1.10	3.6(3.4GHz) 2.6(4.2GHz)	419	310	82.6*47.4	1.70	340	840
WE48-x	4.4-5.0	1.10	4.7(4.4GHz) 3.8(5.0GHz)	413	190	72*42	1.40	300	750
WE54-x	5.0-6.0	1.10	5.3(5.0GHz) 4.3(6.0GHz)	413	150	58.5*38	1.00	240	580
WEX62-x	5.925-7.125	1.10	5.2(5.9GHz) 4.5(7.1GHz)	411	102	52*30	0.85	220	550
WEX80-x	7.125-8.5	1.08	6.3(7.1GHz) 5.6(8.2GHz)	415	60	44.8*27.6	0.72	200	520
WE90-x	8.6-10.0	1.15	11.2(8.6GHz) 9.5(10.0GHz)	405	40	34*24	0.60	160	350
WE110-x	10.7-11.7	1.15	10.3(10.7GHz) 9.8(11.7GHz)	405	35	33*21	0.50	150	300
WE120-x	10.95-12.75	1.20	10	415	35	29*15	0.40	150	300
WE130-x	12.275-13.25	1.08	11.4(12.2GHz) 11.2(13.2GHz)	414	30	29.5*14.5	0.40	150	300
WE148-x	14.0-15.35	1.20	16.5(14.0GHz) 15.5(15.4GHz)	425	20	25.3*16	0.34	150	350
WE188-x	17.7-19.7	1.25	20.5(17.7GHz) 19.0(19.7GHz)	416	7	23.6*16.1	0.22	150	380

# FLEX-TWIST RECTANGULAR WAVEGUIDE

- Microwave Communication and Satellite Communication Applications
- Flexible and Twistable
- Low VSWR and Attenuation
- Excellent Performance During Flexing and Twisting
- Different Types of Protective Jacket Available (Silicon Rubber, Polyester, Vulcanize Rubber)
- Standard IEC, E.I.A Flange
- Custom Design Available Upon Request



**FLEX-TWIST RECTANGULAR WAVEGUIDE**

MODEL NUMBER	E.I.A	FREQUENCY	VSWR	ATTENUATION	AVERAGE POWER	INNER SIZE	MAX TWIST	MIN BEND RADIUS (MM)	
		(GHz)	MAX	(dB/100m)	(Kw)	(mm)	(Deg/m)	E-Bend	H-Bend
See Order Info	WR159	4.900-7.050 5.725-6.425	1.10 1.05	0.25	2.50	40.39*20.19	170	129	258
See Order Info	WR137	5.850-8.200 5.850-6.425 6.425-7.125 7.125-7.725 7.725-8.200	1.10 1.05 1.05 1.05 1.05	0.30	2.00	34.85*15.80	205	100	200
See Order Info	WR112	7.050-10.00 7.125-7.725 7.725-8.500	1.10 1.05 1.05	0.40	1.20	28.50*12.60	262	76	152
See Order Info	WR90	8.200-12.40 10.70-11.70	1.10 1.05	0.45	0.96	22.86*10.16	308	66	120
See Order Info	WR75	10.00-15.00 12.75-13.25 13.75-14.50	1.15 1.10 1.10	0.65	0.75	19.85*9.525	430	64	120
See Order Info	WR62	12.40-18.00	1.15	0.95	0.40	15.80*7.900	436	54	105
See Order Info	WR42	17.70-26.50	1.25	2.78	0.10	10.67*4.320	510	41	78



# SEAMLESS FLEXIBLE RECTANGULAR WAVEGUIDE

- Wide Application in Radar, Digital Microwave and Satellite Communication Transmission
- Broad Frequency Coverage
- Low VSWR, Loss Loss
- Easy Connection and Amortization
- Different Types of Protective Jacket Available (Silicon Rubber, Polyester, Vulcanize Rubber)
- Standard IEC, E.I.A Flange
- Custom Design Available Upon Request



SEAMLESS FLEXIBLE RECTANGULAR WAVEGUIDE

MODEL NUMBER	E.I.A	FREQUENCY (GHz)	VSWR MAX	ATTENUATION (dB/100m)	AVERAGE POWER (Kw)	INNER SIZE (mm)	MAX AIRPRESS (MPa)	MIN BEND RADIUS(MM)	
								E-Bend	H-Bend
See Order Info	WR430	1.700-2.600	1.10	0.05	20.00	109.22*54.61	0.2	312	624
See Order Info	WR340	2.170-3.300	1.10	0.05	20.00	86.36*43.18	0.2	260	520
See Order Info	WR284	2.600-3.950	1.08	0.07	10.00	72.14*34.04	0.2	204	408
See Order Info	WR229	3.300-4.900	1.10	0.12	8.00	58.17*29.08	0.2	166	332
See Order Info	WR187	3.950-5.850	1.10	0.20	6.50	47.55*22.15	0.2	160	320
See Order Info	WR159	4.900-7.050	1.10	0.25	6.00	40.39*20.19	0.2	129	258
See Order Info		5.725-6.425	1.05						
See Order Info	WR137	5.850-8.200	1.10	0.30	5.00	34.85*15.80	0.2	100	200
See Order Info		7.125-7.725	1.05						
See Order Info	WR112	7.050-10.00	1.10	0.35	4.00	28.50*12.60	0.2	76	152
See Order Info		7.725-8.500	1.05						
See Order Info	WR90	8.200-12.40	1.10	0.45	2.00	22.86*10.16	0.2	66	120
See Order Info		10.70-11.70	1.05						
See Order Info	WR75	10.00-15.00	1.15	0.65	1.50	19.85*9.525	0.2	64	120
See Order Info		13.75-14.50	1.10						
See Order Info	WR62	12.40-18.00	1.15	0.74	1.00	15.80*7.900	0.2	54	105
See Order Info	WR42	17.70-26.50	1.25	1.40	0.30	10.67*4.320	0.2	41	78
See Order Info	WR28	26.40-40.00	1.35	2.50	0.15	7.112*3.556	0.2	20	40



**JQL ELECTRONICS INC.**  
 1-888-236-9828 (USA)    1-630-930-9917 (International)    sales@jqlelectronics.com

# WAVEGUIDE ORDERING INFORMATION GUIDE

	WFL	WR	M	F1~F2	P	J	L
Series (WFL): Seamless Flexible (WFT): Flexible Twistable							
Waveguide Size (WR): WR 10 thru WR650							
Waveguide Material (M) B - Brass, O- Other							
Bandwidth (F1 F2): See Band Index Below FB- Full Band, B1, B2, B3,B4							
Plating (P): C-Chromate, S-Silver G-Gold, O-Others, N- None							
Jacket (J): N-Neoprene, S-Silicone, V-Vinyl, P- Polysulfide, A - No Jacket							
Length (L): Inches							

## BAND INDEX

BAND INDEX		
E.I.A	Frequency (GHz)	F1~F2
WR 159	Frequency (GHz)	F1~F2
	Frequency (GHz)	F1~F2
WR137	Frequency (GHz)	F1~F2
	Frequency (GHz)	F1~F2
	Frequency (GHz)	F1~F2
	Frequency (GHz)	F1~F2
	Frequency (GHz)	F1~F2
	Frequency (GHz)	F1~F2
WR112	Frequency (GHz)	F1~F2
	Frequency (GHz)	F1~F2
	Frequency (GHz)	F1~F2
WR90	Frequency (GHz)	F1~F2
	Frequency (GHz)	F1~F2
WR75	Frequency (GHz)	F1~F2
	Frequency (GHz)	F1~F2
	Frequency (GHz)	F1~F2
WR62	Frequency (GHz)	F1~F2
WR42	Frequency (GHz)	F1~F2

SAMPLE P/N CONFIGURATION
Part Description
1) Twistable Flexible Waveguide
2) WR112 Waveguide Size
3) 7.050~10.00GHz Bandwidth
4) Brass
5) Silver Plating
6) Neoprene Jacket
7) 12 Inches
P/N Configuration
WFT112BFBSN12

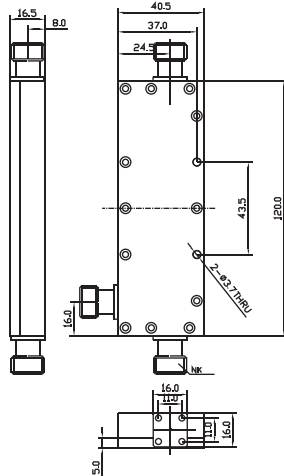
# DIRECTIONAL COUPLER

- High Directivity
- High Power Handling
- High Isolation
- SMA or N Connectors
- Wireless Applications
- Wide Operation Temperature Range
- Custom Design Available Upon Request

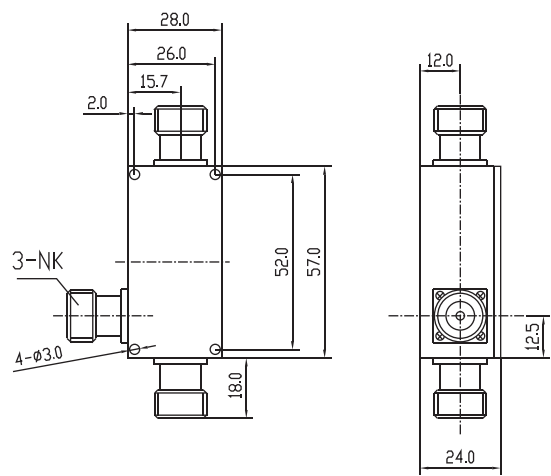


## DIRECTIONAL COUPLER

FREQUENCY (GHz)		MODEL	FREQUENCY	COUPLING	DIRECTIVITY	V SWR	POWER
F1	F2	NUMBER	SENSITIVITY (dB)	(dB)	(dB) MIN	MAX	(W)
0.800~2.500		HDC0800T2500C5N10	3.0 Max	5±1	20	1.30	100
		HDC0800T2500C6N10	3.0 Max	6±1			
		HDC0800T2500C7N10	1.4 Max	7±1			
		HDC0800T2500C10N10	0.8 Max	10±1			
		HDC0800T2500C15N10	0.3 Max	15±1			
		HDC0800T2500C20N10	0.1 Max	20±1			
1.710~2.500		HDC0800T2500C30N10	0.1 Max	30±1	20	1.30	50
		HDC1710T2500C5N10	2.0 Max	5±0.5			
		HDC1710T2500C6N10	2.0 Max	6±0.5			
		HDC1710T2500C7N10	1.3 Max	7±0.5			
		HDC1710T2500C10N10	0.7 Max	10±0.5			
	HDC1710T2500C15N10	0.3 Max	15±0.6				
	HDC1710T2500C20N10	0.3 Max	20±0.7				
FREQUENCY (GHz)		MODEL	INTERMODULATION	OPERATING	SIZE L*W*H	CONNECTOR	PACKAGE
F1	F2	NUMBER	(dBc) MAX	TEMP ( °C)	(mm)	TYPE	CODE
0.800~2.500		HDC0800T2500C5N10	-125	-30~+60	120*40*16.5	N-F	DC01
		HDC0800T2500C6N10					
		HDC0800T2500C7N10					
		HDC0800T2500C10N10					
		HDC0800T2500C15N10					
		HDC0800T2500C20N10					
1.710~2.500		HDC0800T2500C30N10	-125	-30~+60	57*28*24	N-F	DC02
		HDC1710T2500C5N10					
		HDC1710T2500C6N10					
		HDC1710T2500C7N10					
		HDC1710T2500C10N10					
		HDC1710T2500C15N10					
	HDC1710T2500C20N10						



DC01-DIRECTIONAL COUPLER



DC02-DIRECTIONAL COUPLER



**JQL ELECTRONICS INC.**  
 1-888-236-9828 (USA)    1-630-930-9917 (International)    sales@jqlelectronics.com

# POWER DIVIDER

- SMA or N Connector Options
- Available For 2 Way, 3 Way and 4 Way
- High Power Handling
- High Isolation, Low Insertion Loss
- Custom Design Available Upon Request

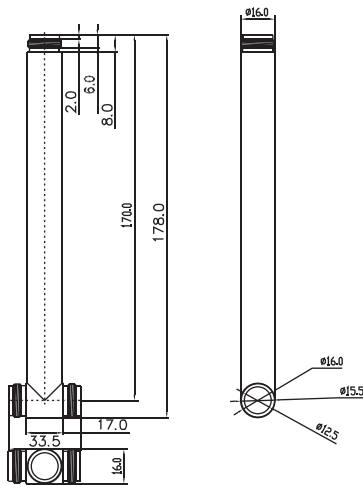


## POWER DIVIDER (WITHOUT ISOLATION)

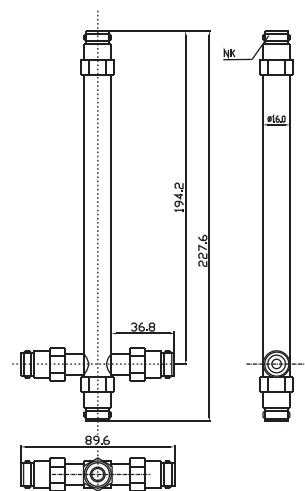
FREQUENCY (GHz)		MODEL	PORTS	INS LOSS	VSWR	POWER	AMPLITUDE	PHASE	OPERATING	SIZE L*W*H	CONNECTOR	PACKAGE
F1	F2	NUMBER	WAYS	(dB) MAX	MAX	(W)	BALANCE (dB)	BALANCE (°)	TEMP (°C)	(mm)	TYPE	CODE
0.800~2.500		HPD0800T2500D2N10	1 TO 2	0.30	1.30	100	±0.3	±5	-30~+60	16*177	N-F	PD01
		HPD0800T2500D3N10	1 TO 3							16*192		PD02
		HPD0800T2500D4N10	1 TO 4							212*27*27		PD03
1.710~2.500		HPD1710T2500D2N10	1 TO 2	0.30	1.25	100	±0.3	±5	-30~+60	16*115	N-F	PD04
		HPD1710T2500D3N10	1 TO 3							16*130		PD05
		HPD1710T2500D4N10	1 TO 4							95*27*27		PD06

## POWER DIVIDER ( ISOLATION)

FREQUENCY (GHz)		MODEL	PORTS	INS LOSS	VSWR	ISOLATION	POWER	AMPLITUDE	PHASE	OPERATING	SIZE L*W*H	CONNECTOR
F1	F2	NUMBER	WAYS	(dB) MAX	MAX	(dB)	(W)	BALANCE (dB)	BALANCE ( ° )	TEMP (°C)	(mm)	TYPE
1.710~2.500		HPDR1710T2500D2N10	1 TO 2	0.30	1.25	22.00	100	±0.3	±5	-30~+60	91*53*20	N-F



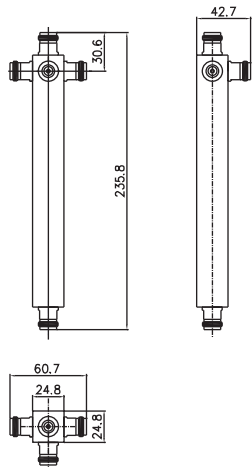
PD01-POWER DIVIDER



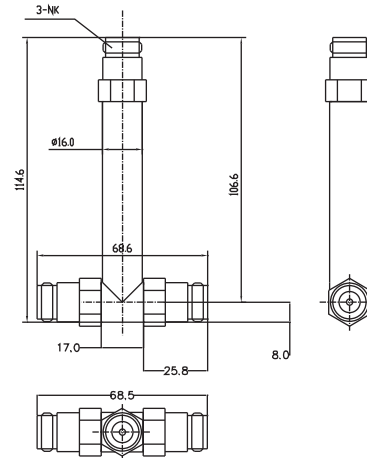
PD02-POWER DIVIDER



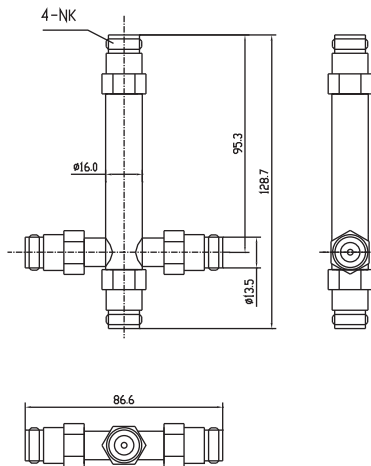
# POWER DIVIDER



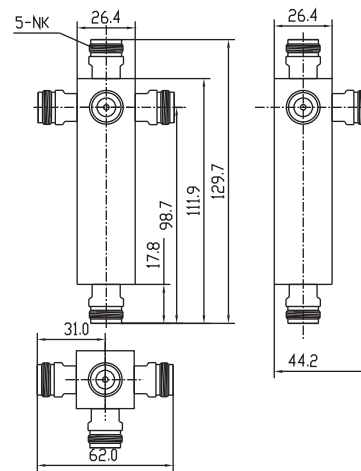
PD03-POWER DIVIDER



PD04-POWER DIVIDER




PD05-POWER DIVIDER



PD06-POWER DIVIDER

# POWER COMBINER

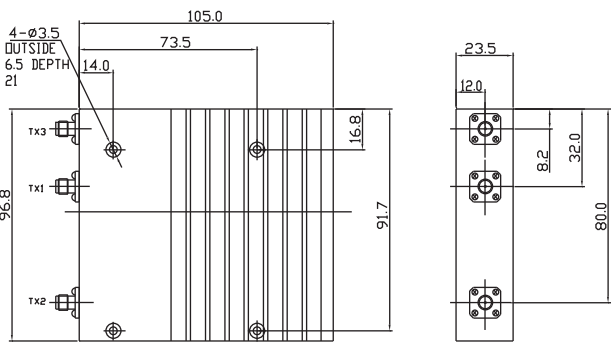
- High Power Handling
- High Isolation, Low Insertion Loss
- Available for 2 to 1, 4 to 1
- Wireless Applications
- Wide Operation Temperature Range
- Custom Design Available Upon Request



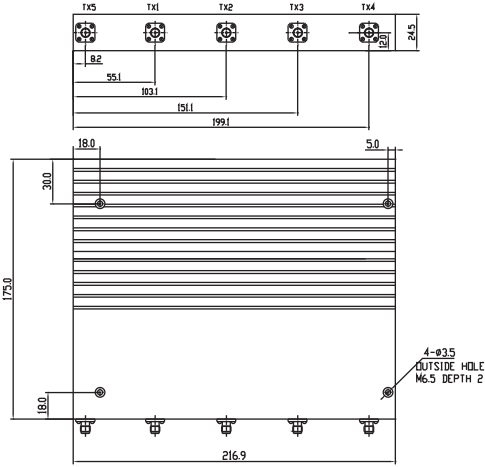
## POWER COMBINER

FREQUENCY (GHz)		MODEL	PORTS	ISOLATION	INS LOSS	REV LOSS	POWER	AMPLITUDE	SIZE L*W*H	CONNECTOR	PACKAGE
F1	F2	NUMBER		(dB) MIN	(dB) MAX	(dB)	(W)	UNEQUILIBRIUM	(mm)	TYPE	CODE
0.869	0.894	HPC2-0869T0894N10	2 TO 1	50	3.55	-22	2*100	±0.15dB	96.8*105*23.5	N-F	PC01
0.869	0.894	HPC2-0869T0894S10	2 TO 1	50	3.55	-22	2*100	±0.15dB	96.8*105*23.5	SMA-F	PC01
0.925	0.950	HPC2-0925T0950N10	2 TO 1	50	3.60	-22	2*100	±0.15dB	96.8*105*23.5	N-F	PC01
0.925	0.950	HPC2-0925T0950S10	2 TO 1	50	3.60	-22	2*100	±0.15dB	96.8*105*23.5	SMA-F	PC01
0.935	0.960	HPC2-0935T0960N5	2 TO 1	50	3.55	-22	2*50	±0.15dB	96.8*105*23.5	N-F	PC01
0.935	0.960	HPC2-0935T0960S5	2 TO 1	50	3.55	-22	2*50	±0.15dB	96.8*105*23.5	SMA-F	PC01
0.935	0.960	HPC2-0935T0960N10	2 TO 1	50	3.55	-22	2*100	±0.15dB	96.8*105*23.5	N-F	PC01
0.935	0.960	HPC2-0935T0960S10	2 TO 1	50	3.55	-22	2*100	±0.15dB	96.8*105*23.5	SMA-F	PC01
0.935	0.960	HPC4-0935T0960N10	4 TO 1	50	6.80	-22	4*100	±0.15dB	216.9*175*24.5	N-F	PC02
0.935	0.960	HPC4-0935T0960S10	4 TO 1	50	6.80	-22	4*100	±0.15dB	216.9*175*24.5	SMA-F	PC02
1.420	1.520	HPC2-1420T1520N2	2 TO 1	20	0.40	-19	2*20	±0.15dB	32*48*15	N-F	PC03
1.420	1.520	HPC2-1420T1520S2	2 TO 1	20	0.40	-19	2*20	±0.15dB	32*48*15	SMA-F	PC03
1.805	1.880	HPC2-1805T1880N5	2 TO 1	50	3.65	-22	2*50	±0.15dB	96.8*105*23.5	N-F	PC01
1.805	1.880	HPC2-1805T1880S5	2 TO 1	50	3.65	-22	2*50	±0.15dB	96.8*105*23.5	SMA-F	PC01
1.805	1.880	HPC2-1805T1880N10	2 TO 1	50	3.70	-22	2*100	±0.15dB	96.8*105*23.5	N-F	PC01
1.805	1.880	HPC2-1805T1880S10	2 TO 1	50	3.70	-22	2*100	±0.15dB	96.8*105*23.5	SMA-F	PC01
1.900	1.920	HPC2-1900T1920N3	2 TO 1	50	3.55	-22	2*30	±0.15dB	80*61*20	N-F	PC04
1.900	1.920	HPC2-1900T1920S3	2 TO 1	50	3.55	-22	2*30	±0.15dB	80*61*20	SMA-F	PC04

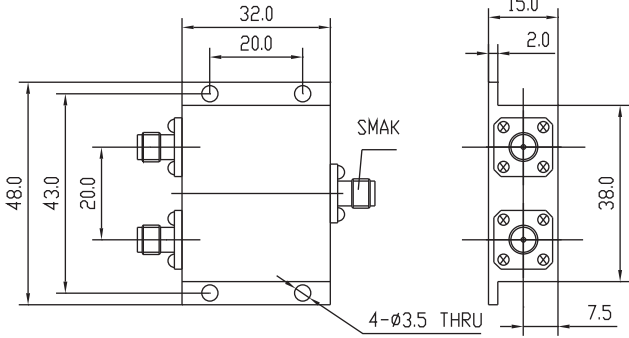
# POWER COMBINER



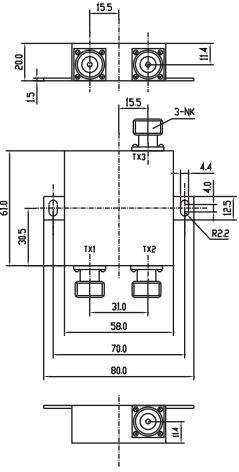
PC01-POWER COMBINER



PC02-POWER COMBINER



PC03-POWER COMBINER



PC04-POWER COMBINER



## 3DB HYBRID

3dB HYBRID										
FREQUENCY (GHz)		MODEL	ISOLATION	INS LOSS	VSWR	AMPLITUDE	PHASE	POWER	OPERATING	CONNECTOR
F1	F2	NUMBER	MIN (dB)	MAX (dB)	MAX	BALANCE (dB)	BALANCE (°)	HANDLING (W)	TEMP (°C)	TYPE
0.800	0.96	HHB0800T0960N10	25	0.30	1.20	±0.2	90±1.5	100	-25~+75	N-F
0.800	0.96	HHB0800T0960S10	25	0.30	1.20	±0.2	90±1.5	100	-25~+75	SMA-F
1.880	1.92	HHB1880T1920N10	25	0.30	1.20	±0.2	90±1.5	100	-25~+75	N-F
1.880	1.92	HHB1880T1920S10	25	0.30	1.20	±0.2	90±1.5	100	-25~+75	SMA-F

## WAVEGUIDE TO COAXIAL ADAPTER

- Coaxial to Waveguide Adapters
- Waveguide to Coaxial Adapters
- High Performance, Low Insertion Loss
- Wide Operation Temperature Range
- Custom Design Upon Request



WAVEGUIDE TO COAXIAL ADAPTER								
FREQUENCY (GHz)		MODEL	BANDWIDTH	INS LOSS	VSWR	SIZE L*W*H	CONNECTOR	WAVEGUIDE
F1	F2	NUMBER	UP TO (MHz)	(dB) MAX	MAX	(mm)	TYPE	TYPE
5.000	5.800	JCWA187-58	200	0.10	1.15	58*89*64	SMA or N	WR187
6.000	7.800	JCW A137-44	200	0.10	1.15	44*58*39	SMA or N	WR137
7.700	8.500	JCW A112-35	200	0.10	1.15	35*48*48	SMA or N	WR112
8.800	12.000	JCWA90-25	300	0.10	1.15	25*42*42	SMA	WR90
10.000	16.000	JCWA75-18	300	0.10	1.15	18*38*38	SMA	WR75
10.500	16.000	JCWA75-25	400	0.10	1.15	25*38*38	SMA	WR75
12.700	18.000	JCWA62-20	500	0.10	1.15	20*33*33	SMA	WR62

# SOLID STATE POWER AMPLIFIER

• **Solid State Wideband High Power RF Amplifier**

The JQL SSPA is a high power wideband linear power amplifier. This small and lightweight amplifier utilizes Class AB linear power devices that provide an excellent 3rd order intercept point, high gain, and a wide dynamic range.

• **Standard Features**

Circuit Protection, Thermal Overload, Over Current, Over Voltage, Over VSWR

• **Options**

- 001: Built-in Signal Generator
- 002: High Output Power Upgrade
- 003: IMD Testing Set



P/N	F1/F2(GHz)	GAIN MIN(dB)	OUTPUT POWER MIN(dBm)	GAIN FLATNESS Max(±dB)	VSWR
JSP0400T0450N10	0.4~0.45	50	50	0.5	1.25
JSP0869T0894N15	0.869~0.894	51	51.7	0.5	1.25
JSP0925T0960N15	0.925~0.96	51	51.7	0.5	1.25
JSP1610T1620N15	1.61~1.62	51	51.7	0.5	1.25
JSP1800T1880N15	1.8~1.88	51	51.7	0.5	1.25
JSP1920T1990N15	1.92~1.99	51	51.7	0.5	1.25
JSP2110T2170N15	2.11~2.17	51	51.7	0.5	1.25
JSP2500T2700N10	2.5~2.7	50	50	0.5	1.25

P/N		JSP0869T0960N10	
ELECTRICAL		MECHANICAL	
Frequency Range	869-960MHz	Dimensions	19"*7"*19"
Saturated Output Power	150 Watts typical	Weight	50 lb.max
Power Output @ 1dB Comp.	100 Watts min	Connectors	Type-N
Small Signal Gain	+54 dB min	Grounding	Chassis
Small Signal Gain Flatness	±1.5dB max	Cooling	Internal Forced Air
IP3	+56 dBm typical	ENVIRONMENTAL	
Input / Output VSWR	1.5:1 max	Operating Temperature	0°C to +50°C
Harmonics	-20 dBc typical @ 100 Watts	Operating Humidity	95% Non-Condensing
Spurious Signals	<-60 dBc@100 Watts	Operating Altitude	Up to 10,000' Above Sea Level
Input / Output Impedance	50 Ohms nominal	Shock and Vibration	Normal Truck Transport
AC Input Power	1000 Watts max	Options	
AC Input	240 VAC, single phase	001	Build-in Signal Generator
RF Input	0 dBm	002-XXX	High Output Power Upgrade
RF Input Signal Format	CW/AM/FM/PM/Pulse	003	IMD Testing Set
Class of Operation	AB		

P/N		JSP1805T2170N10	
Electrical		Mechanical	
Frequency Range	1805-2170MHz	Dimensions	19"*7"*19"
Saturated Output Power	150 Watts typical	Weight	50 lb.max
Power Output @ 1dB Comp.	100 Watts min	Connectors	Type-N
Small Signal Gain	+54 dB min	Grounding	Chassis
Small Signal Gain Flatness	±1.5dB max	Cooling	Internal Forced Air
IP3	+56 dBm typical	Environmental	
Input / Output VSWR	1.5:1 max	Operating Temperature	0°C to +50°C
Harmonics	-20 dBc typical @ 100 Watts	Operating Humidity	95% Non-Condensing
Spurious Signals	<-60 dBc@100 Watts	Operating Altitude	Up to 10,000' Above Sea Level
Input / Output Impedance	50 Ohms nominal	Shock and Vibration	Normal Truck Transport
AC Input Power	1000 Watts max	Options	
AC Input	240 VAC, single phase	001	Build-in Signal Generator
RF Input	0 dBm	002-XXX	High Output Power Upgrade
RF Input Signal Format	CW/AM/FM/PM/Pulse	003	IMD Testing Set
Class of Operation	AB		



**JQL ELECTRONICS INC.**  
 1-888-236-9828 (USA)    1-630-930-9917 (International)    sales@jqlelectronics.com

Copyright © 2008 JQL Electronics, Inc

[www.jqlelectronics.com](http://www.jqlelectronics.com)

JQL ELECTRONICS, INC

Tel: 1(888)236-9828(US&Canada) / (630)930-9917 (International)

Fax: (630) 823-2902 / (630)756-0017

Email: [sales@jqlelectronics.com](mailto:sales@jqlelectronics.com)

Designed and Created by Garfield-Loves-Fish® Studio